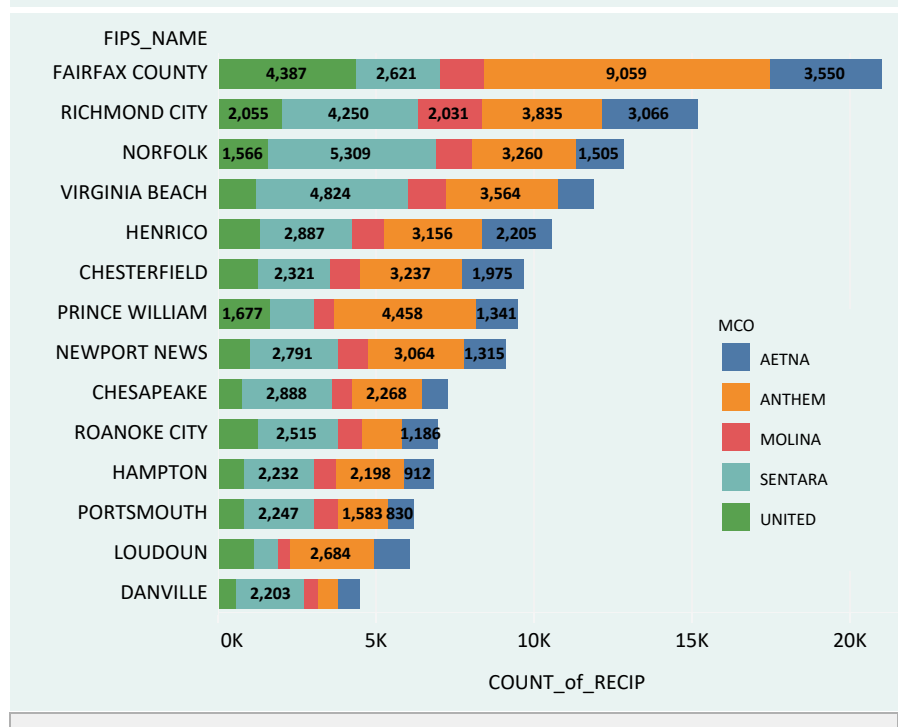


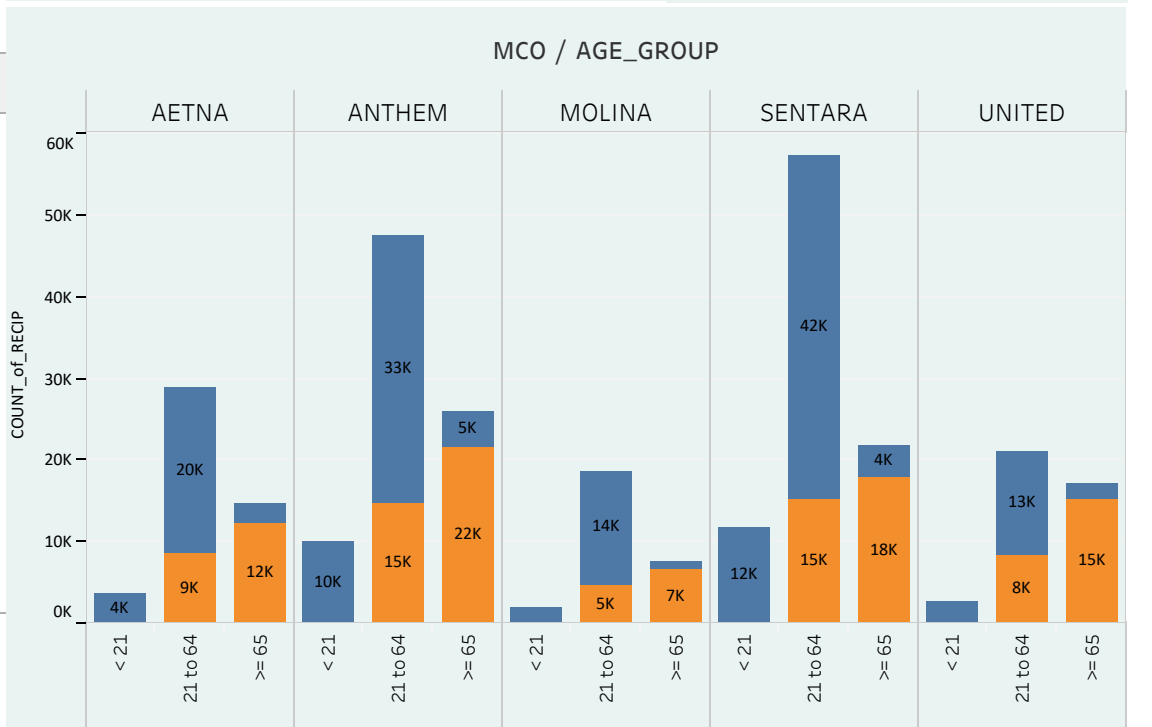
Benefit by MCO (Apr 2024)

BEN_TYPE	MCO / AGE_GROUP															Grand Total
	AETNA			ANTHEM			MOLINA			SENTARA			UNITED			
	< 21	21 to 64	>= 65	< 21	21 to 64	>= 65	< 21	21 to 64	>= 65	< 21	21 to 64	>= 65	< 21	21 to 64	>= 65	
Non-LTSS	2,466	23,782	9,213	5,930	36,847	15,199	1,577	16,087	4,733	8,382	46,724	13,463	1,800	17,378	11,317	214,898
CCC Plus Waiver w/o PDN	989	2,469	3,162	3,263	5,253	7,612	227	885	1,154	2,727	5,121	4,547	564	1,710	3,169	42,852
CCC Plus Waiver with PDN	18	11	5	114	35	4	7	5	1	25	25	2	1	2		255
Nursing Facility	2	620	1,989	29	920	2,763	3	500	1,619	10	1,262	3,263	6	655	2,492	16,133
DD Waiver	186	2,021	207	534	4,414	382	88	1,013	111	562	4,227	407	141	1,405	143	15,841
Hospice	1	25	90	9	48	140		18	52	2	53	156	1	21	90	706
Early Intervention	99			159			44			146			81			529
Long Stay HOSP		2		8	3	3	1	1	1	8	14	4	2	6	1	54
Medicaid Works					1											1
Grand Total	3,761	28,930	14,666	10,046	47,521	26,103	1,947	18,509	7,671	11,862	57,426	21,842	2,596	21,177	17,212	291,269

Enrollment by Locality (Apr 2024)



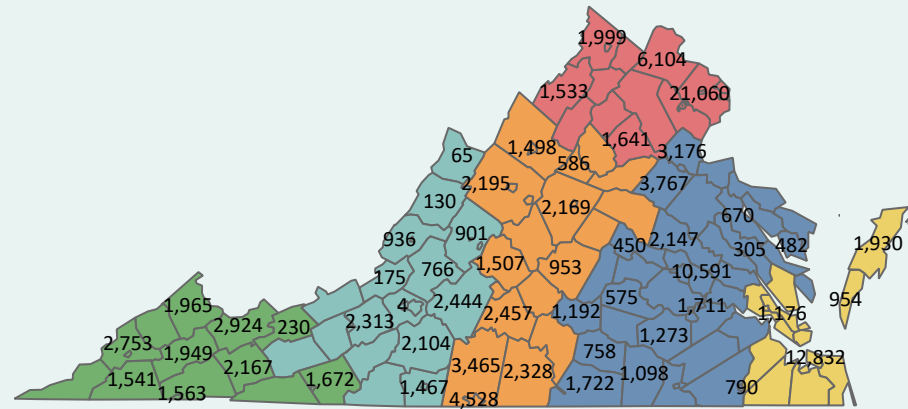
Duals by MCO (Apr 2024)



CCC Plus Enrollment Map (Apr 2024)

MLTSS

- Central
- Charlottesville Western
- Northern and Winchester
- Roanoke and Alleghany
- Southwest
- Tidewater



Benefit Report (Sep-2023 to Apr-2024)

MCO	Ben_Group	Month								
		Sep-23	Oct-23	Nov-23	Dec-23	January-2024	February-2024	March-2024	April-2024	
AETNA	Non-LTSS	36,161	36,456	36,589	36,370	36,353	36,164	36,149	35,461	
	CCC Plus Waiver	6,219	6,395	6,463	6,539	6,528	6,624	6,641	6,654	
	Nursing Facility	2,667	2,734	2,744	2,776	2,771	2,734	2,739	2,611	
	Other	2,507	2,558	2,567	2,599	2,613	2,645	2,657	2,631	
	Total	47,554	48,143	48,363	48,284	48,265	48,167	48,186	47,357	
ANTHEM	Non-LTSS	61,217	60,612	60,681	60,239	60,297	59,827	59,500	57,976	
	CCC Plus Waiver	15,766	15,854	15,945	16,051	16,127	16,263	16,349	16,281	
	Nursing Facility	3,931	3,929	3,941	3,923	3,888	3,868	3,837	3,712	
	Other	5,601	5,571	5,645	5,683	5,704	5,729	5,742	5,701	
	Total	86,515	85,966	86,212	85,896	86,016	85,687	85,428	83,670	
MOLINA	Non-LTSS	23,185	23,319	23,520	23,481	23,493	23,238	23,065	22,397	
	CCC Plus Waiver	2,400	2,429	2,425	2,426	2,393	2,380	2,368	2,279	
	Nursing Facility	2,213	2,253	2,271	2,260	2,263	2,233	2,202	2,122	
	Other	1,299	1,318	1,320	1,337	1,329	1,338	1,356	1,329	
	Total	29,097	29,319	29,536	29,504	29,478	29,189	28,991	28,127	
SENTARA	Non-LTSS	72,656	72,754	72,297	71,883	71,700	70,819	69,949	68,569	
	CCC Plus Waiver	12,967	13,059	12,952	12,916	12,812	12,772	12,688	12,447	
	Nursing Facility	5,061	4,977	5,000	4,928	4,899	4,825	4,739	4,535	
	Other	5,612	5,659	5,672	5,631	5,648	5,652	5,652	5,579	
	Total	96,296	96,449	95,921	95,358	95,059	94,068	93,028	91,130	
UNITED	Non-LTSS	31,197	31,445	31,598	31,396	31,322	31,517	31,263	30,495	
	CCC Plus Waiver	5,005	5,169	5,242	5,345	5,379	5,455	5,504	5,446	
	Nursing Facility	3,076	3,089	3,170	3,207	3,228	3,232	3,210	3,153	
	Other	1,774	1,837	1,856	1,861	1,878	1,881	1,897	1,891	
	Total	41,052	41,540	41,866	41,809	41,807	42,085	41,874	40,985	
Grand Total	300,514	301,417	301,898	300,851	300,625	299,196	297,507	291,269		