

July 2021



Enrollment

Forecast: 1,064,528

Actual: 1,124,485



Expenditure

Forecast: \$1,044,705,601

Actual: \$882,769,330

Base Medicaid Enrollment

millions

1.124

1.065

1.052

1.040

1.044

1.043

1.045

1.048

1.051

1.052

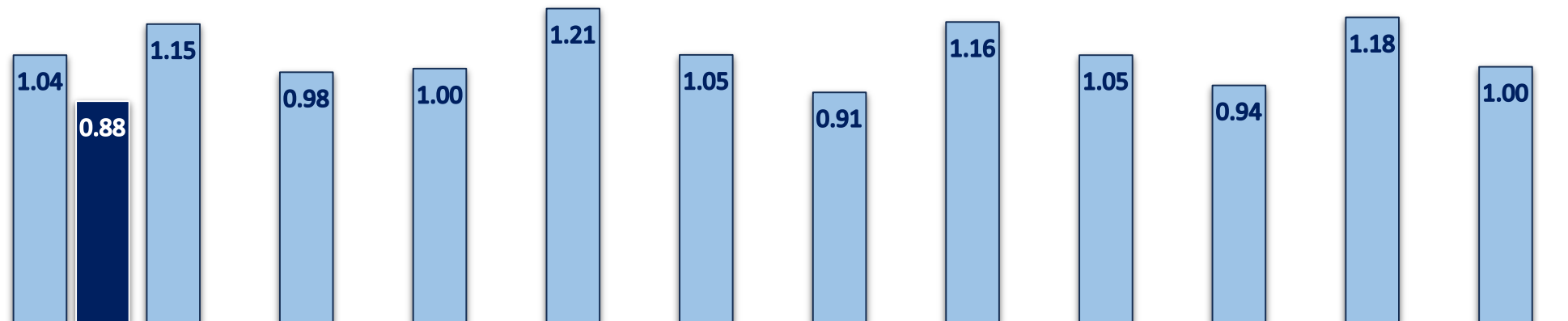
1.053

1.055

1.058

Base Medicaid Expenditures

\$billions



Jul-21

Aug-21

Sep-21

Oct-21

Nov-21

Dec-21

Jan-22

Feb-22

Mar-22

Apr-22

May-22

Jun-22

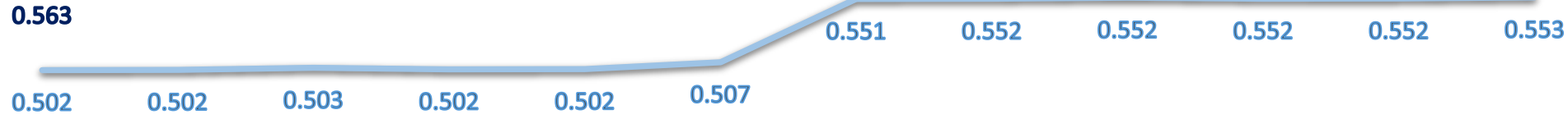
Forecast

Actual

Based on Chapter 552

Medicaid Expansion Enrollment

millions



Enrollment

Forecast: 501,645

Actual: 562,548



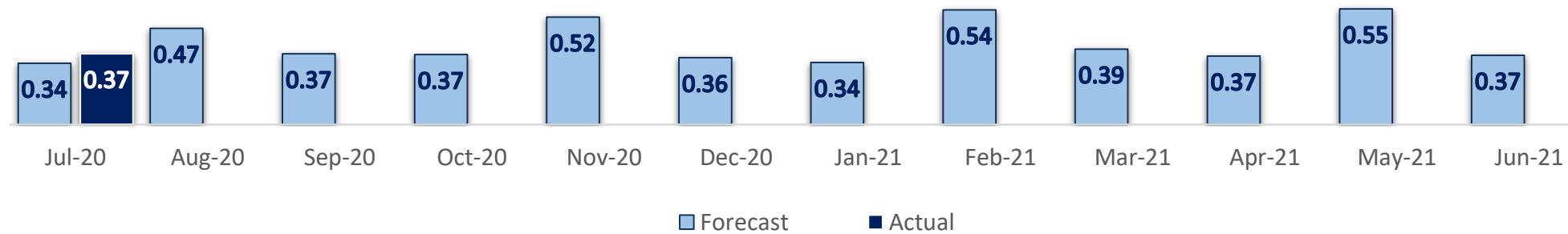
Expenditure

Forecast: \$337,203,560

Actual: \$374,039,122

Medicaid Expansion Expenditures

\$billions



Forecast Actual

Total Medicaid Enrollment

millions

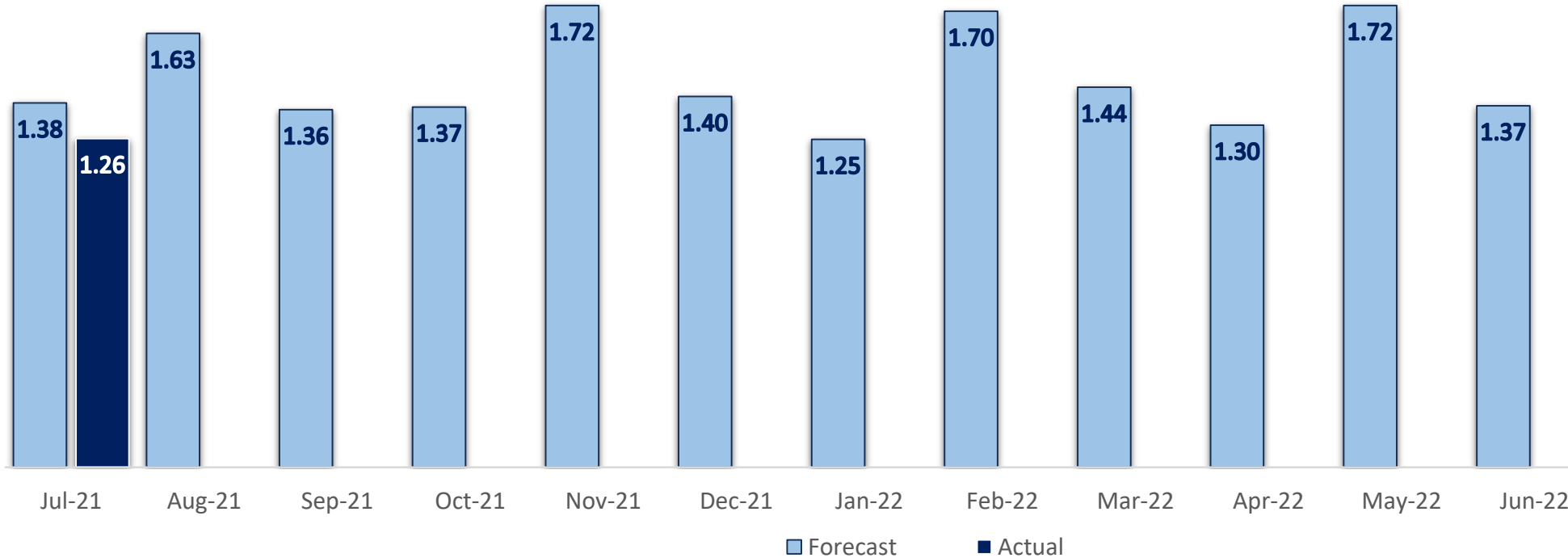


Enrollment

Forecast: 1,566,173
Actual: 1,687,033

Total Medicaid Expenditures

\$billions



Expenditure

Forecast: \$1,381,909,161
Actual: \$1,256,808,452