

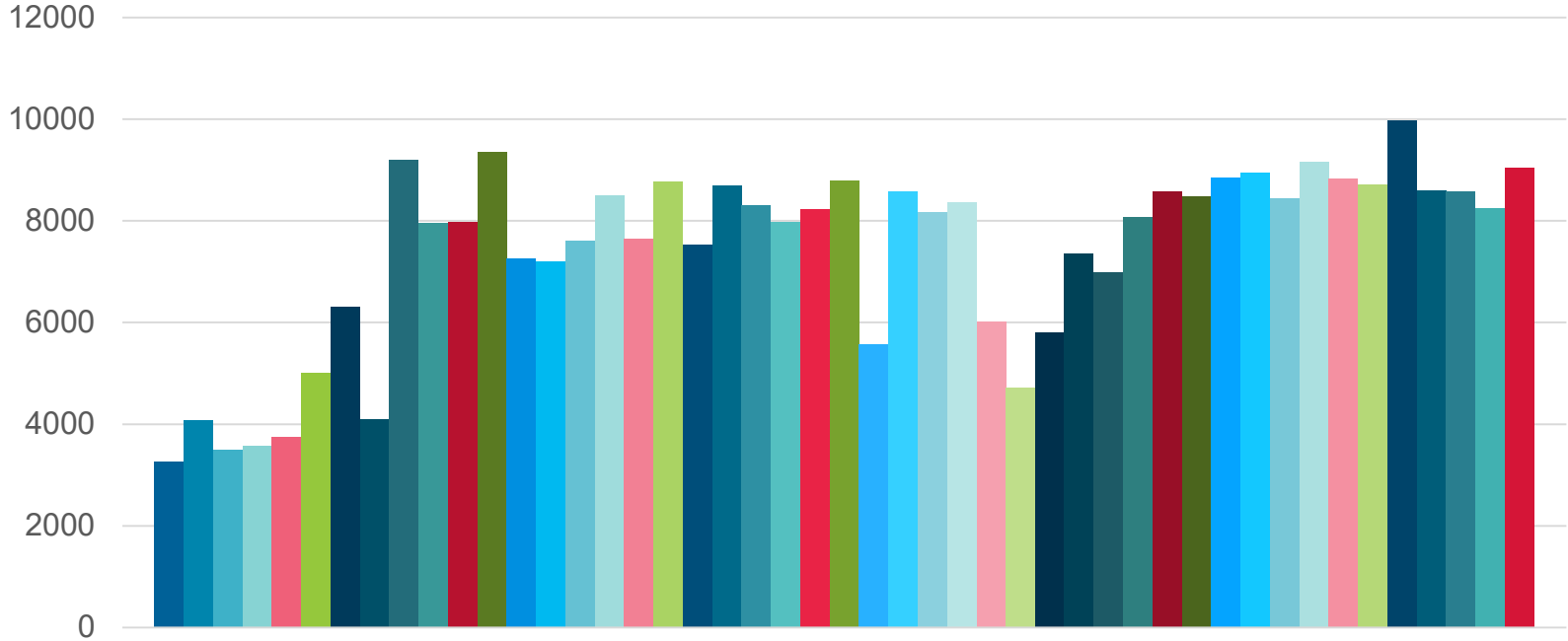
# DAC

May 20, 2022



# ADULT BENEFIT OVERVIEW

# Adult Benefit – Members with Claims



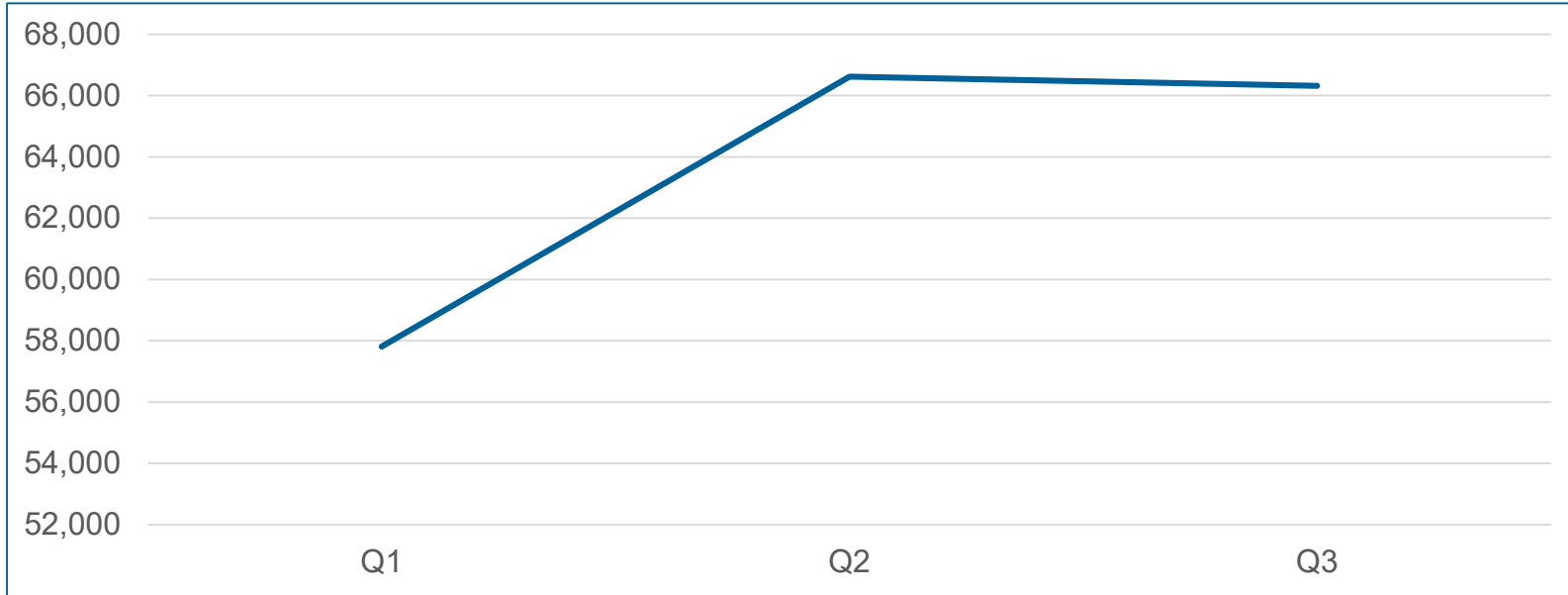
Members with Claims

- 6/26
- 7/3
- 7/10
- 7/17
- 7/24
- 7/21
- 8/7
- 8/14
- 8/21
- 8/28
- 9/4
- 9/11
- 9/18
- 9/25
- 10/2
- 10/9
- 10/16
- 10/23
- 10/30
- 11/6
- 11/13
- 11/20
- 11/27
- 12/4
- 12/11
- 12/18
- 12/25
- 1/1
- 1/8
- 1/15
- 1/22
- 1/29
- 2/5
- 2/12
- 2/19
- 2/26
- 3/5
- 3/12
- 3/19
- 3/26
- 4/2
- 4/9
- 4/16
- 4/23
- 4/30
- 5/7
- 5/14

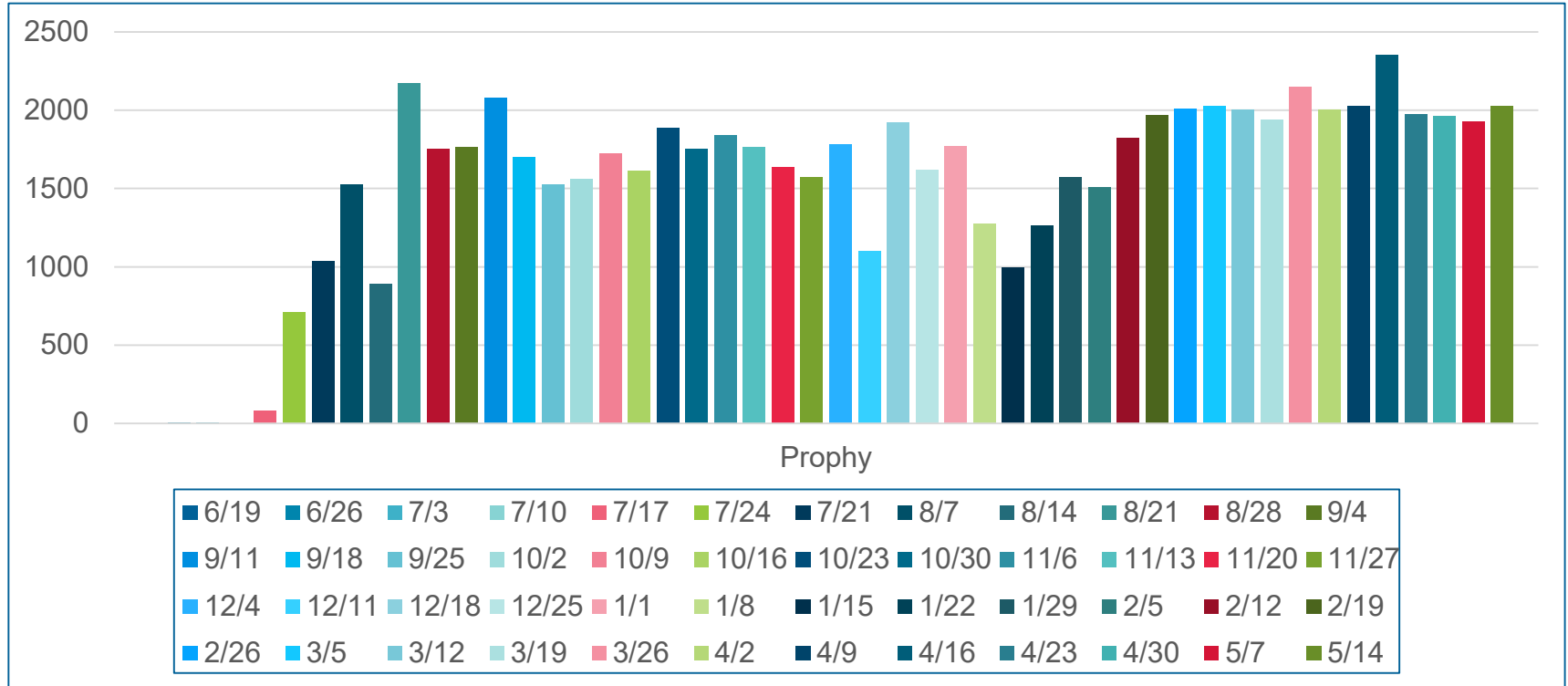
**\*149,000+ Adults have received treatment since 7/1/21\***



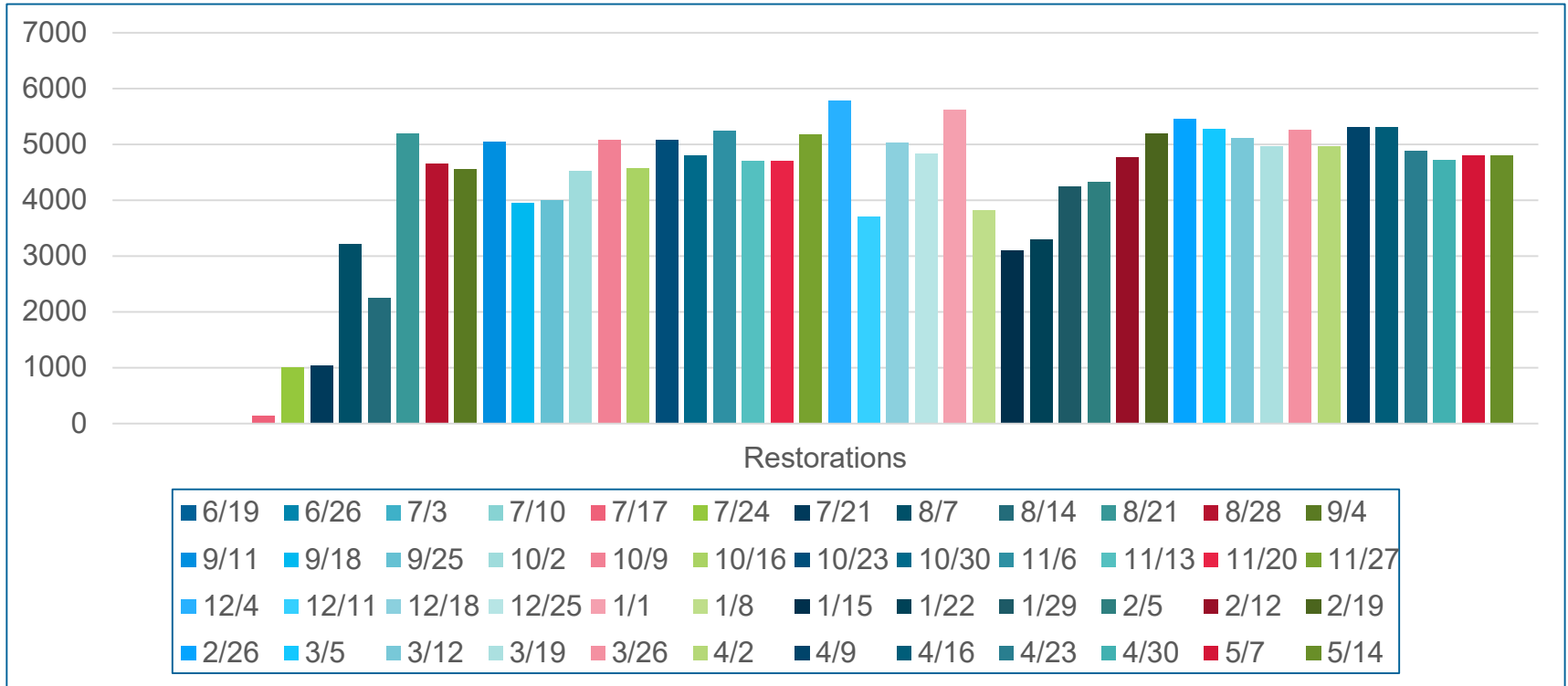
# Adult Benefit – Members with Claims



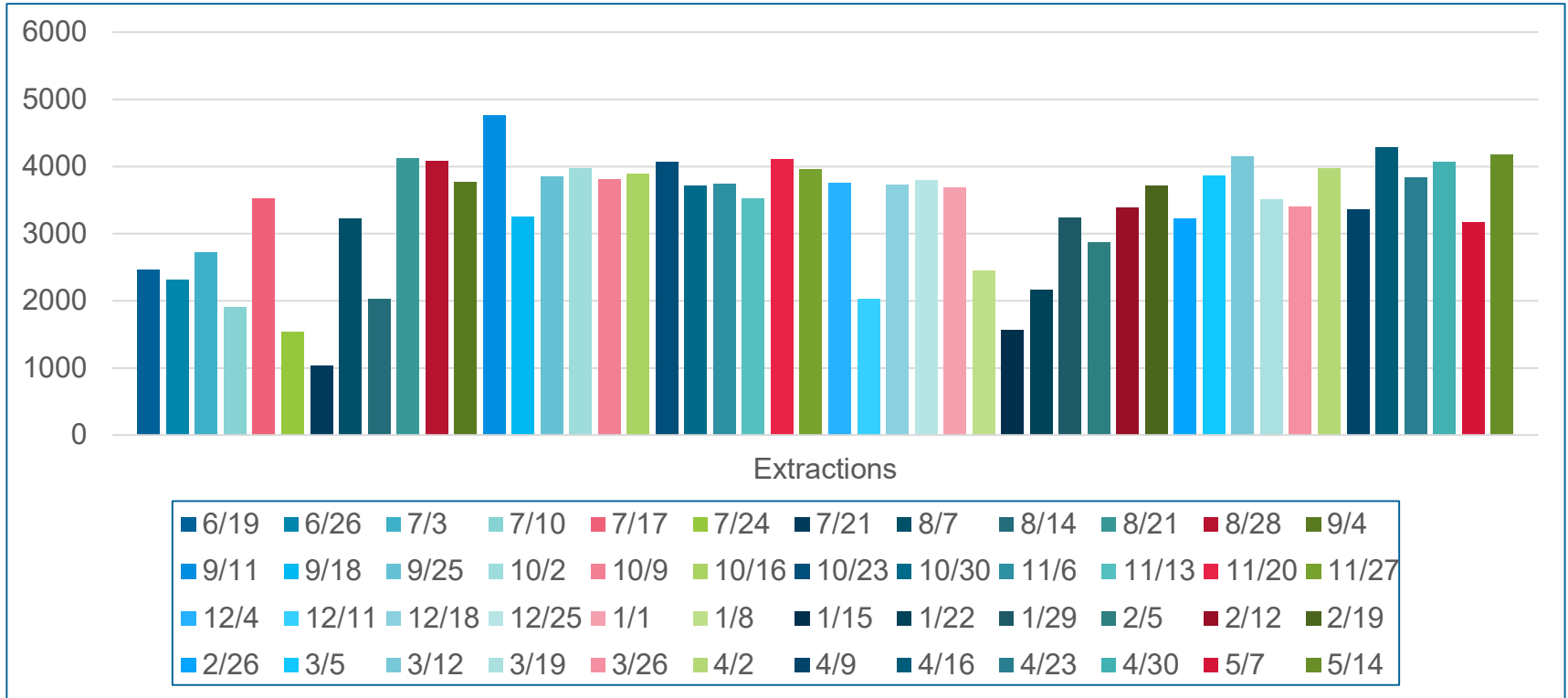
# Adult Benefit – Utilization by Propy Codes



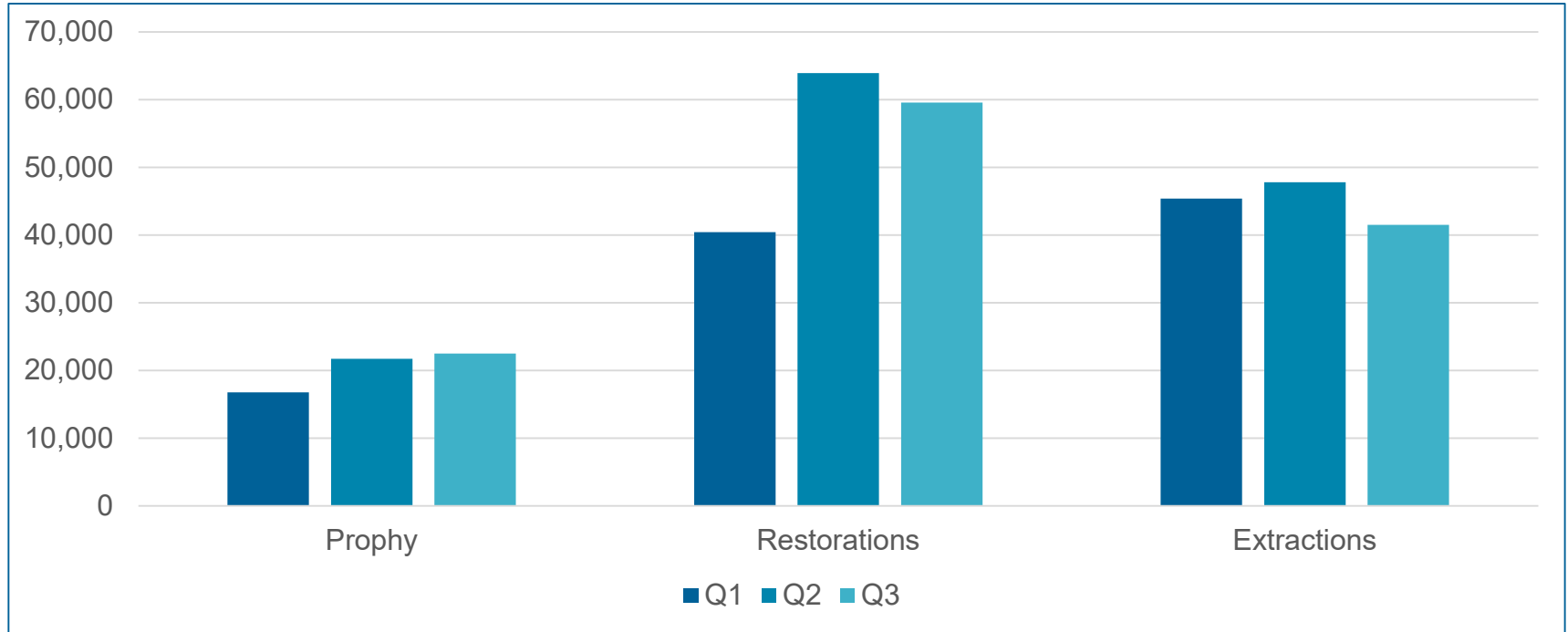
# Adult Benefit – Utilization by Restorative Codes



# Adult Benefit – Utilization by Extraction Codes

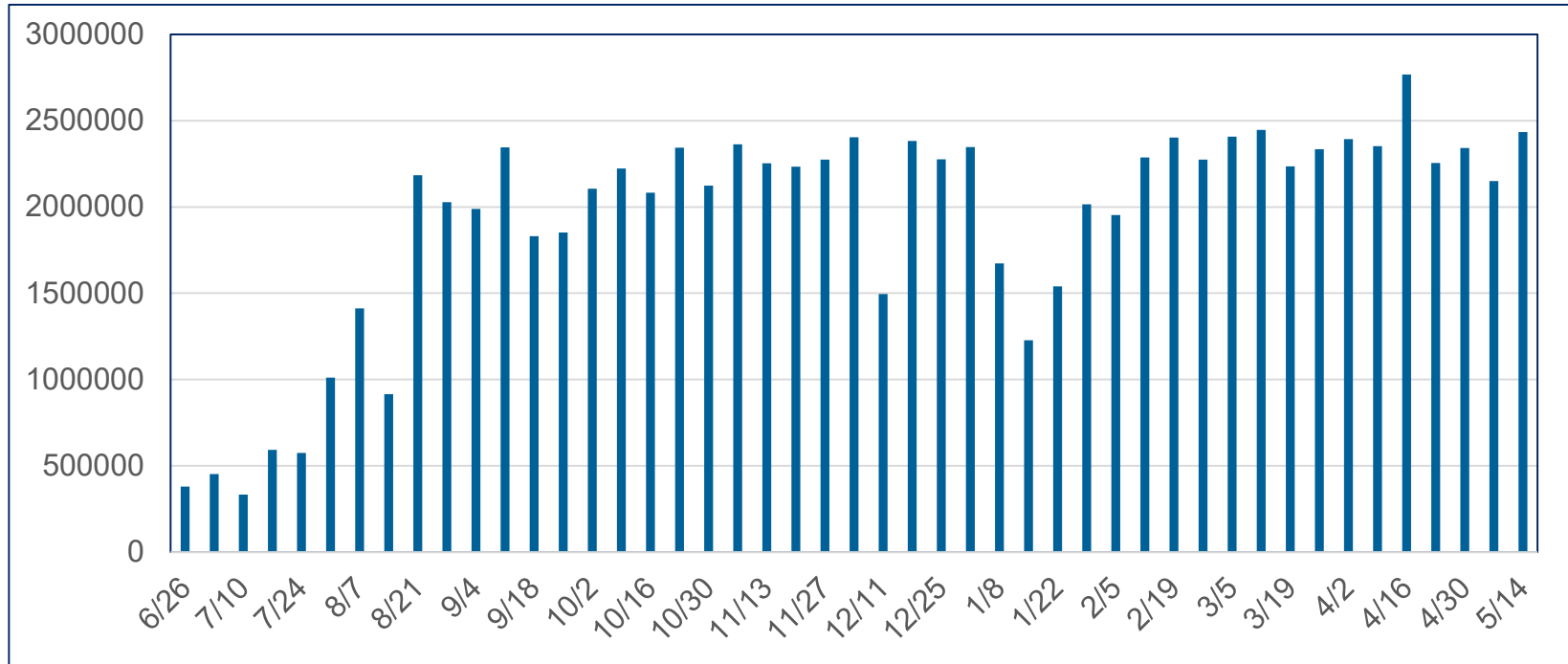


# Adult Benefit – Utilization by Codes



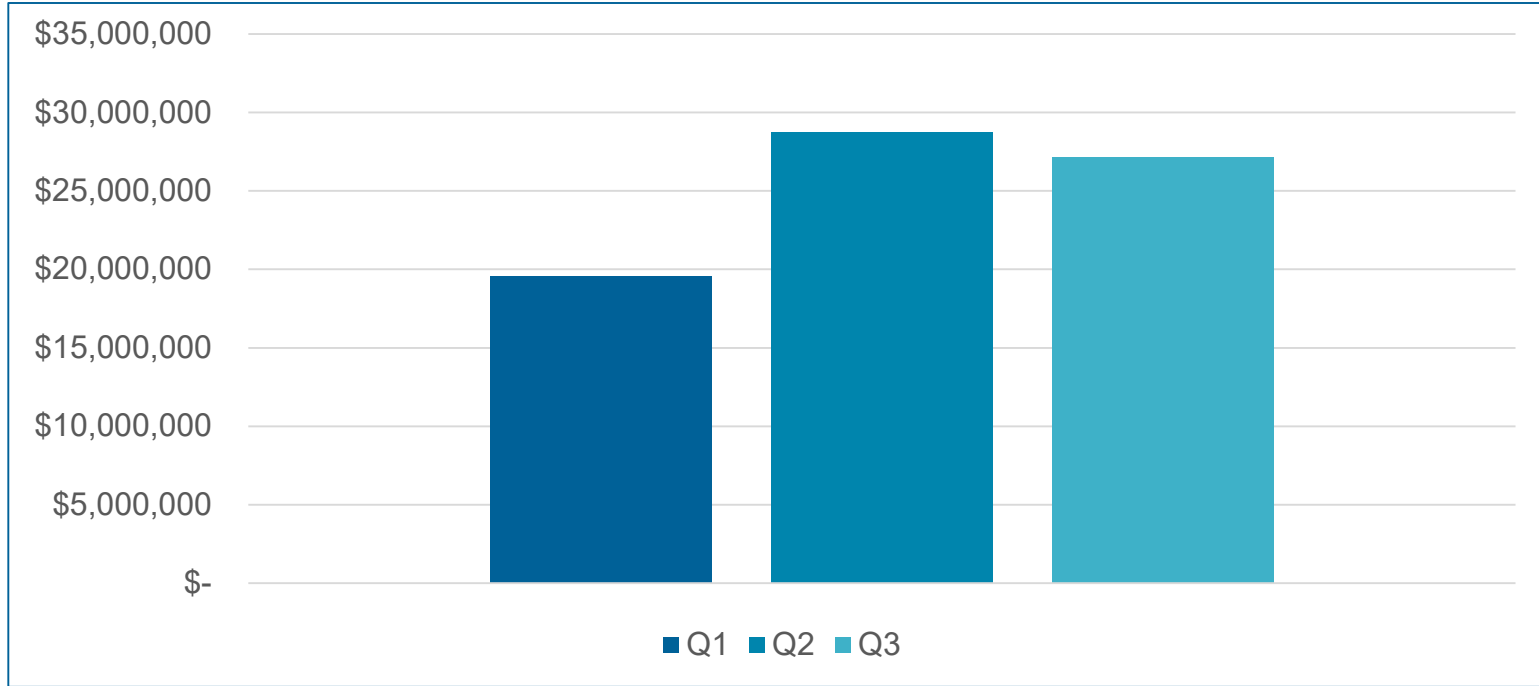


# Adult Benefit – Total Dollars Paid By Week



**Total Claims Paid = \$90M**

# Adult Benefit – Total Dollars Paid By Quarter



# PROVIDER NETWORK



Smiles For Children  
Improving Dental Care for Children and Adults

DentaQuest<sup>®</sup> 

# Virginia *Smiles for Children* – Provider Recruitment

- 159 - providers added to date for adult recruitment effort
- 166 - providers currently in the credentialing process
- SFC Network Providers - 1887

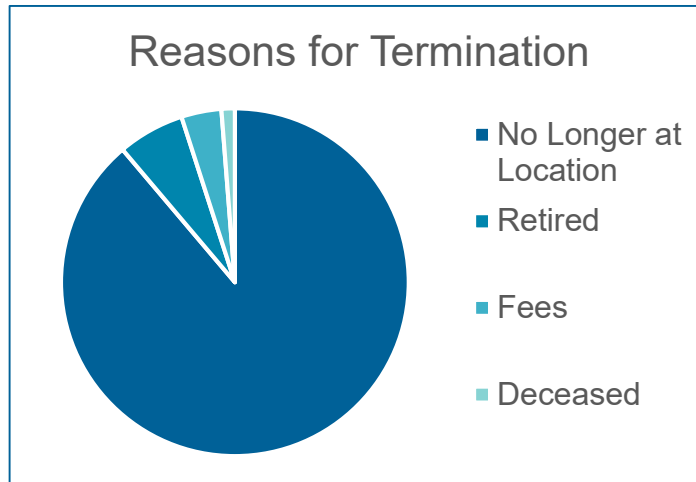
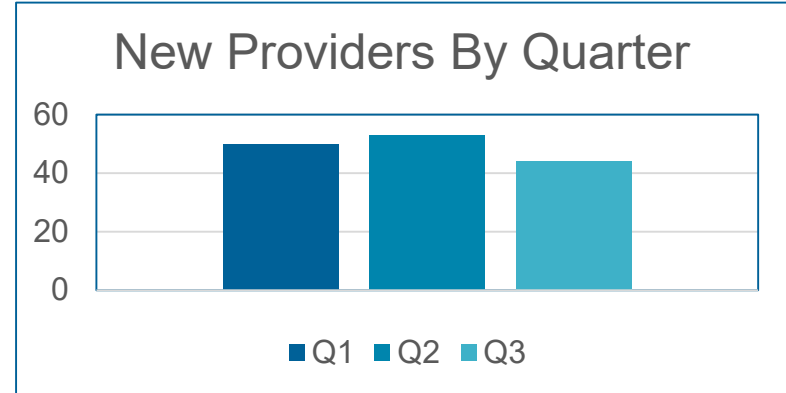
## Contracted Providers

Region / Service Area	General Dentist	Specialist	Special Needs
Central	18	1 (OS)	4
Eastern	16	1(Perio) 1 (OS)	5
Northern	63	1 (OS) 1(ORTHO) 1(Perio) 2(Prosth) 3 (Endo)	12
Northwest	21	1(OS)	1
Southwest	28	1 (Prosth)	2



# Provider Additions and Terminations

Month	Terminations	Additions
July	21	14
August	14	22
September	15	14
October	14	22
November	17	9
December	16	22
January	12	33
February	26	9
March	17	2
April	9	12



# Provider Recruitment Opportunities

## 1. High Touch Recruitment

Personal, local recruitment and ongoing provider support approach to retain and build trust among the provider community. In-person introductions where possible.

## 2. Take 10 Program

Revamping the Take 5 program to incorporate “meaningful use” data and will be rebranding it as the Take 10 Program to encourage dentists to accept 10 SFC families into their practice.

## 3. Dental School Collaboration

Expand work with VCU and broaden relationships to include dental schools in bordering states.

## 4. Increase Partnerships with Organized Dentistry

Identify and collaborate with organized dental groups of underrepresented minority providers. (I.e., Hispanic Dental Associations, National Dental Association, ODDS Components)



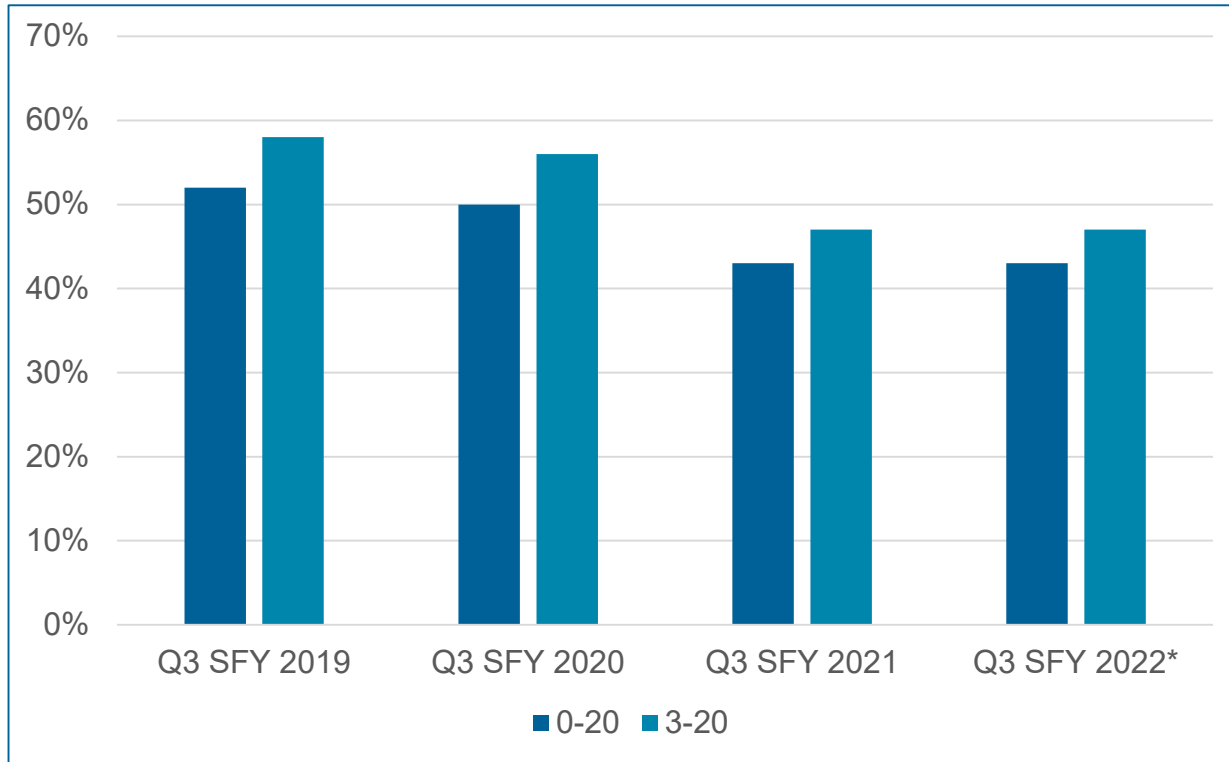
# MEMBER OUTREACH



Smiles For Children  
Improving Dental Care for Children and Adults

DentaQuest<sup>®</sup>

# Children's Utilization – 3<sup>rd</sup> Quarter





# Pregnant Member Utilization

SFY	Total Number
2015	2,320
2016	6,550
2017	7,234
2018	7,366
2019	6,900
2020	5,704
2021	5,436
2022 to date	5,726

- There was a decrease in utilization in SFY 2021
- Pregnant Member - Year to date, SFY is 2022 is 22% higher compared to the same period last year.



# Pregnant Member And Children Outreach

Ongoing presentations and partnerships with organizations that care for/interact with children and pregnant members:

- All MCOs (member forums, baby showers, event collaboration)
- Baby Shower events with community partners
- WIC Collaboration
- **SFC 101: *Smiles For Children*** (SFC) 101 virtual information sessions to allow members, nonprofit organizations, and local government entities to learn about the ***Smiles for Children*** program and its benefits
- **SFC Community Connection Meeting:** The SFC Community Connections meeting is open to agencies, organizations, churches, and businesses with community service functions. The VA SFC Outreach Coordinator facilitates the meeting as attendees share community ideas, information, resources and opportunities to shape their community.
- ***Smiles For Children*** program and contact information added to the Virginia 211 Community Directory



# Thank you!