


Screening Connections

Nursing Facility Screening Team

March 12, 2026

Office of Community Living




Welcome!

Happy New Year!

LTSS Screening Connection Call

Logistics



- Post your questions for today's session in the **Chat box**.
- Click the "Chat" bubble icon at the top of the screen to maximize the Chat feature.

DMAS Office of Community Living (OCL) LTSS Screening Program Staff



Whitney Singleton
LTSS Screening Supervisor

Ivy Young

Technical Assistance for Screening
Assistance Mailbox, Screening
Connections Webex, & Communications

Dena Schall

Educational Sessions &
Technical Assistance for
Screening Assistance Mailbox/eMLS

Ruth Robleto

Screening Quality Review &
Technical Assistance for
Screening Assistance Mailbox

Send all LTSS Screening Questions to ScreeningAssistance@dmas.virginia.gov

DMAS Office of Community Living (OCL) LTSS Screening Program Staff

Welcome New Staff Member

Ruth Robleto is joining as a LTSS Screening Contract Monitor where she will monitor, review and analyze program activities of Long-Term Services conducted by screening entities.

She comes to us with a wealth of knowledge as she previously worked closely with clinical and operational teams to improve Medicaid waiver processing.



Nursing Facility Teams



ALL QUESTIONS GO TO SCREENING ASSISTANCE EMAIL

Do not send to individual staff members

ScreeningAssistance@dmas.virginia.gov

WE NEED

- Your place of employment
- Your name and contact Information
- Individuals' information including their Medicaid Number or Social
- Details of Issue



Nursing Facility Teams



DO NOT PUT:

Name, Date of Birth, Social Security Number, or
Medicaid Number in the email Subject Line!



For Health Insurance Portability and Accountability Act
(HIPAA) and Protected Health Information (PHI), you must
ENCRYPT your emails that contain protected information.



Need Help?



- **Questions about the LTSS Screening process, policy, eMLS, or requests for copies of screenings go to:**
ScreeningAssistance@dmas.Virginia.gov
- All technical questions about the Medicaid LTSS Screening Training Portal or Training Portal account issues go to VCU: ppdtechhelp@vcu.edu
- **As a LTSS Screener**, you should only contact MES-ASSIST@dmas.virginia.gov when you can not log into main Medicaid System MES or can not open the CRMS tile or you are a Primary Account Holder (PAH) or Delegate Administrator (DA) that is having issues adding and terminating Delegates or regular users.

Today's Agenda:



- **Data**
- **Updates, Reminders, and Best Practices**
- **Question and Answer Period**

Nursing Facility Team Focus

Presented by Dena Schall,
LTSS Screening Program Specialist

Nursing Facility Teams

January-December 2025 Trend Data



Month	Totals	Active Treatment	CCC Plus Waiver	CCC Plus Waiver with PDN	No Other Services Rec	Nursing Facility	Other Services Rec	PACE (02)
	5278	4	359	2	65	4772	63	13
Totals	5278	4	359	2	65	4772	63	13
Dec	378 -		19 -		2	355	1	1
Nov	407	1	34 -		1	368	3 -	
Oct	549 -		35 -		12	499	2	1
Sep	467 -		35 -		8	420	2	2
Aug	461 -		31 -		7	411	9	3
Jul	486 -		37	1	4	435	6	3
Jun	366	1	28 -		4	321	11	1
May	454 -		36	1	3	407	7 -	
Apr	453 -		34 -		5	406	7	1
Mar	468 -		21 -		5	431	11 -	
Feb	366	1	24 -		4	334	2	1
Jan	423	1	25 -		10	385	2 -	

Data as of 3-5-2026



Nursing Facility Teams

January-February 2026 Trend Data



	Totals	CCC Plus Waiver (04)	No Other Services Recommended (00)	Nursing Facility (NF) Services (01)	Other Services Recommended (08)
Grand Total	908	57	5	833	13
2026	908	57	5	833	13
Feb	409	25	3	371	10
Jan	499	32	2	462	3

Data as of 3-5-2026



Team Comparison

2025 Team Total Number of Screenings



Nursing Facility

5,278

Hospital

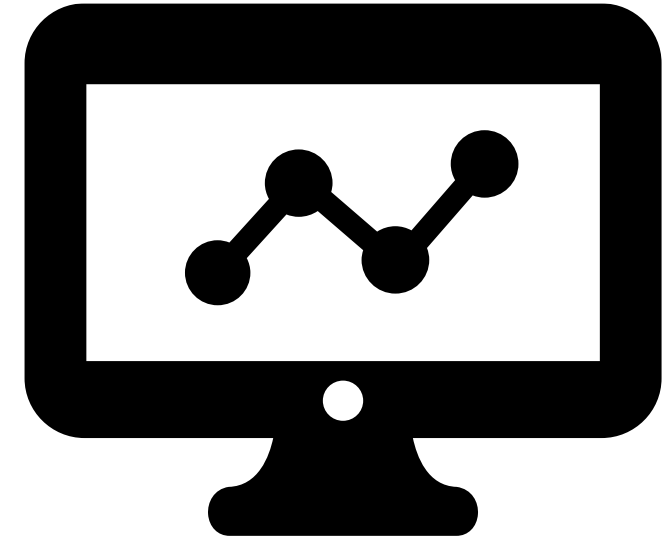
11,037

Community Based

25,955

PACE

959



Data as of 3-5-2026



Nursing Facility Teams

Update



**We are merging the
Nursing Facility and Hospital Connection Calls.**

**Next Call will be combined on
Wednesday, June 10, 2026.**



Nursing Facility Teams


Update



Nursing Facility Educational Sessions and Resources available

LTSS Screening Unit will be reaching out to the NFs to provide Educational Sessions and Resources on various topics. If you are interested in scheduling a session, please contact ScreeningAssistance@dmas.virginia.gov.

We welcome new ideas on how to provide better education and resources for you!



Nursing Facility Teams

Reminders



Quality Reviews are being conducted across all Screening Teams

Not responding or cooperating could result in temporary suspension of Screening certification.



Nursing Facility Teams

Reminder

Security, Passwords, and Certification



- NF Screeners should have access to MES and be signing off in their own screening signature sections (DMAS 96).
- Screeners and Physicians should not be giving their certification number/letter sequences to another staff member to sign off for them. **DO NOT share, it could result in invalidation of Screening.**
- Make sure to check your appropriate title. Do not check that you are a RN if you are not a Registered Nurse to force the system to proceed. We have put these checks in place in eMLS for a reason.

This authorization is appropriate to adequately meet the individual's needs and assures that all other resources have been explored prior to Medicaid authorization for this member.

- By checking this box and entering your certification number below as the screener 1, you attest that this authorization is appropriate to adequately meet the individual's needs and assures that all other resources have been explored prior to Medicaid authorization for this member. Any person who knowingly submits this form containing any misinterpretation or any false, incomplete or misleading information may be guilty of a criminal act punishable under law and may be subject to civil penalties.

Screener 1 Certification Details:

Certification Number *

Last Name *

First Name *

MI



Nursing Facility Teams


Best Practice



eMLS Offline Form-P98

Time Management Ideas

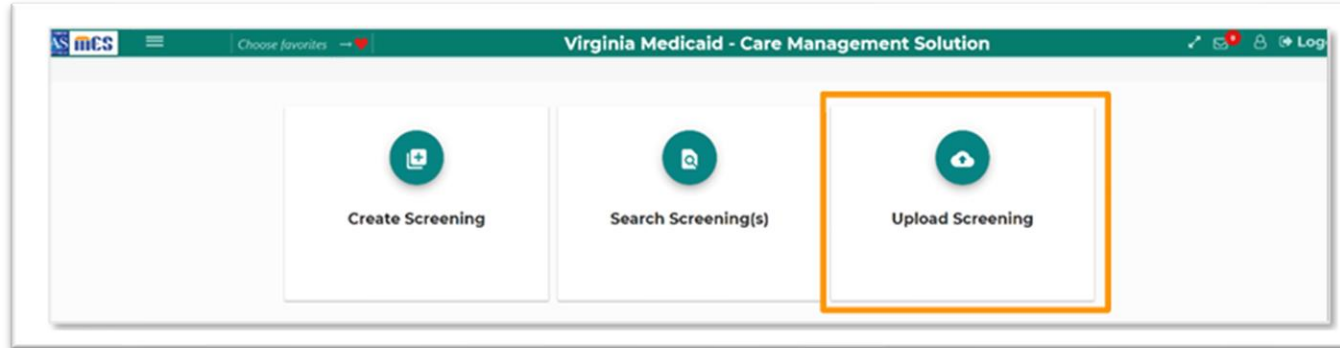
- Use the eMLS Offline form to save time coordinating data entry among different team members (ex. RN and SW)
- Each Screener can enter all sections they are responsible for into the offline form without having to go in and out of eMLS multiple times. Once all of the needed data is collected into the spreadsheet then it can be uploaded. Screeners are still responsible for signing off individually on the DMAS 96 tab in eMLS.
- It can expedite the correction process as well when you have them.



Nursing Facility Teams

Best Practice

eMLS Offline Form-P98




Current Offline form can be downloaded from eMLS Upload Screening tile.

A screenshot of the "DMAS-P98 Virginia Uniform Assessment Survey (UAI)" form. The form is titled "DMAS-P98" and "Virginia Uniform Assessment Survey (UAI)". It contains several sections: "IDENTIFICATION/ BACKGROUND", "Name & Vital Information", "Demographics", "Primary Caregiver", "Emergency Contact", and "Primary Physician". Each section contains various input fields for personal and contact information. The form is displayed in a browser window with a navigation bar at the bottom showing various form options like "UAI-A", "UAI-B", "At-Risk", etc.

Nursing Facility Teams

Best Practices




Ideas for planning out your NF LTSS Screening process

- Create training and orientation packet for new staff regarding LTSS Screening, guidelines, and resources. You can use the Nursing Facility Fact Sheet.
- Screening staff includes RNs, Social Workers, and authorizing Physicians/Nurse Practitioners/Physicians Assistants. Have backup staff trained.
- Create a systematic process for Admissions or other staff to check for PASRR or conduct the PASRR on individuals before Admission to NF per guidelines.
- Create a systematic process for Admissions to check for Medicaid LTSS Continuity and LTSS Screenings for validity/accuracy before Admission to Long Term Custodial. This will avoid 6-month penalties or issues with payment.

Nursing Facility Teams

Best Practices




Ideas for planning out your NF LTSS Screening process-

- Provide general Medicaid LTSS Program information to individual.
- Make sure individuals are competent and/or their legal representatives agree to the LTSS Screening before conducting it.
- Obtain from individual or representative the individuals accurate name, DOB, Social, and Medicaid number. These must be double checked for accuracy. EHRs commonly have errors or don't collect some information.

Nursing Facility Teams

Best Practices




Ideas for planning out your NF LTSS Screening process-

- Conduct a face-to-face Screening interview and assess the individual on how they would be doing ADLs in a community setting excluding institutional dependencies. Make sure to not include equipment or meds that will be removed or discontinued at discharge.
- Double check screening for accuracy and consistency in information throughout.
- Provide determination to the individual using the DMAS 97 form and providing an approval/denial letter.
- Conduct referral process.
- Make corrections to Screenings that come in upon request that have demographic errors in it from your Screening Team.



Nursing Facility Teams

Best Practices



Excluding Institutional Dependencies:

The determination of independence or dependence is based on whether the individual needs help in their home setting. Screeners should NOT assess someone as dependent due to facility requirements but rather consider the ability of the individual without institutionally imposed requirements.

Examples:

- Facility requirements to administer medications that can be taken by the individual at home such as BP medication, over the counter meds, injections, etc.
- Children are dependent on their parents for Medication Administration, if the child and caregiver as a unit or the child does not take any medications, they are independent.
- Use of a wheelchair for transport, etc.

Nursing Facility Teams

Best Practices



General Medicaid LTSS Program information

Medicaid LTSS Overview

- Medicaid LTSS includes medical and non-medical care for people with chronic conditions, illness, or disability.
- Provided to individuals who require a level of care equivalent to that received in a Nursing Facility, Specialized Care Nursing Facility, or Long Stay Hospital.
- LTSS helps meet medical, nursing, or personal care needs.
- LTSS can be provided at home in the Community or in a Nursing Facility.

Medicaid LTSS Options

- Commonwealth Coordinated Care (CCC) Plus Waiver and CCC Plus Waiver with Private Duty Nursing (PDN)
- Program of All-Inclusive Care for the Elderly (PACE)
- Custodial Nursing Facility, Specialized Care Nursing Facility or Long Stay Hospital

Medicaid LTSS Overview

- Individuals with an interest or need for Medicaid LTSS can be evaluated for Nursing Facility Level of Care criteria via a LTSS Screening. Screenings are conducted by designated LTSS Screening Teams across the Commonwealth.
- Once the NF Level of Criteria is met, the individual can initiate Medicaid LTSS. However, Medicaid LTSS can not start until financial Medicaid eligibility has been determined and approved.



Nursing Facility Teams

Reminder



Referral Process

Medicaid LTSS Choice and Service Options: All individuals are provided with the option of either the Commonwealth Coordinated Care Plus Waiver , the Program of All-inclusive Care for the Elderly (PACE), if available or appropriate, or institutional services and supports such as a Custodial Nursing Facility.

All LTSS Screenings must be completed in eMLS. Once the Screening is completed:

- **Provide full copy of Screening packet with approval or denial letter** to the individual or individuals' legal representatives. Templates are located on the MES Homepage-Approval P238 and Denial P239.
- **Retain copies of the DMAS 97** – Individual choice form per retention policy (10 years for adults). The DMAS 97 is the only hard copy form that needs to be signed via wet ink by the individual and retained in the facility medical record.
- **Send a copy of the DMAS 96 only to the DSS Eligibility Unit** in the locality where the individual resides - list of fax numbers are provided on the MES homepage.
- **Determine whether individuals are in a Medicaid Health Plan-MCO** and if so, forward the completed Screening packet to the health plan for use by the individual's assigned care coordinator. MCO Contact and FAX numbers can be found on the MES homepage.
- **For FFS individuals, provide a list of Medicaid providers** in their area and forward the completed Screening packet to the individual's chosen provider.



Nursing Facility Teams

Best Practices

Continuing Ideas



Team/Program Evaluations:

- Meetings periodically with management and screening staff to brainstorm ideas for streamlining processes that are within the LTSS Screening Guidelines.
- Discuss things that are working well, barriers, and possible solutions within Guidelines.
- Plan out what sections of the LTSS Screening the SW and RN conducts based off of medical and social work skillset.
- Map out screening process from identification to discharge.
- Have Screening Resources readily available and develop reminders for staff.



Communication is key to a well working team!

Nursing Facility Teams

Reminder

If your Nursing Facility changes its name, updates or changes NPI numbers that are being used for LTSS Screening, please contact DMAS Screening Unit to make sure we update the VCU LTSS Screening Training Portal.

Please keep your information in the portal up to date (ex. when you change employment or your email changes).




Nursing Facility Teams

Reminder



Nursing Facilities **MUST have a** RN assessing on every LTSS Screening and signing off with a Physician Authorizer on the DMAS 96!



The RN Role is not to conduct a chart review and sign off but to conduct a face-to-face screening.

Social Workers or other members of the team can participate but are not required.



Nursing Facility Teams

Reminder



Nursing Facility Screening Team – When is the NF responsible for conducting the Screening?

Skilled (LOC 2) admission transitioning to custodial care (LOC 1)

- Screening is to be completed within 3 business days of the individual's transition to Custodial long-term care with the intention of Medicaid as the payor source.

Individuals discharging with a need/interest for CCC Plus waiver or PACE

- Screening MUST be completed prior to discharge

When an individual requests or is referred for a Screening



Nursing Facility Teams

Reminder



Community based individual with imminent need for NF placement

- CBT is unable to conduct Screening within 30 days of the request. NF has documented agreement with the CBT to conduct Screening.



NF admitted Medicaid/Medicaid pending individual directly to custodial/LTC without a valid Screening or applicable special circumstance – 6 MONTH

PENALTY

- NF may conduct Screening but MUST wait 6 months to initiate NF LTSS enrollment and reimbursement.



Nursing Facility Teams

Reminder



Special Circumstances and exemptions where the LTSS Screening is not required and only applies to individuals admitting straight to Custodial Long-Term NF. The MDS, along with other required paperwork documents NF level of care for these types of admissions. Please have Admissions staff document these exemptions upon intake in the individual's record. These are located on the DMAS 80 and LTC Portal.

- Private Pay: Individuals already in Custodial care as private pay who become Medicaid eligible.
- Out of state
- DBHDS Facility
- Veterans Administration Facility
- Hospice recipients
- PHE Admissions requiring level of care changes: individuals admitted during COVID flexibility dates of 3.13.2020 – 6.31.2021 and 1.10.2022 – 3.22.2022
- Individuals who enrolled into Medicaid LTSS prior to July 2019, will need to be escalated for review and entry.



Nursing Facility Teams

Reminder



PASRR – Preadmission Screening and Resident Review

PASRR is federally required to be completed, *prior to admission*, for **ALL new admissions** to a Medicaid certified NF (regardless of payor source).

A new admission is everyone who is NOT readmitting to a facility from a hospital to which he or she was transferred for the purpose of receiving care or transferring from one NF to another NF.

Any intervening return to a community setting, requires a new PASRR.

Nursing Facility Teams

Reminder



PASRR – Preadmission Screening and Resident Review

Level 1 Screening: determines whether an individual might have a serious mental illness, intellectual disability, or related condition. Individuals who “test positive” during the Level 1 process are referred for a Level 2 evaluation and determination.

Level 2 Evaluation: will confirm or disconfirm the results of the Level 1 Screening, determine appropriate placement, and identify the set of services required to maintain and/or improve functioning, when applicable.

Nursing Facility Teams


Reminder



PASRR

- Level I is required before all NF admissions
- Level II is needed when indicated by the DMAS 95 Level I and the individual meets all the criteria

Level II's are not required for all admissions



Nursing Facility Teams

Reminder



PASRR – Preadmission Screening and Resident Review


PASRR is bundled with the LTSS Screening when NF placement is chosen during the Screening process.

When the LTSS Screening is not needed, the PASRR is conducted on paper:

- by the in-state hospital for inpatient individuals discharging to the NF
- by the Nursing Facility for all other individuals

The CBT only conducts the PASRR as part of the LTSS Screening process for individuals in the community choosing NF placement.

Resources:



Connection Call Power Points

Posted on the DMAS Website:
www.dmas.virginia.gov

Under the Provider Tab, select from dropdown- Benefits and Services, then select Long Term Care, Programs and Initiatives, and LTSS Screening.

SCREENING CONNECTIONS FOR LTSS

Look down the page for list of Screening Connection calls

Connection Call Power Point slides will be emailed after each meeting to those who attended the call.

The screenshot shows the Virginia Medicaid website interface. At the top, there is a navigation bar with the following items: Virginia Medicaid, Applicants, Members, Providers, Appeals, Data, and About Us. A red arrow points to the 'Providers' tab. A dropdown menu is open under 'Providers', listing: Provider Enrollment & Revalidation, Claims and Billing, Provider Memos & Communications, Rates and Rate Setting, Cardinal Care, Benefits & Services, and MES Portal. A second red arrow points to 'Benefits & Services'. Below this, the main heading is 'Benefits & Services for Providers'. A third red arrow points to the 'Long Term Care' category in a grid of service tiles. The grid includes: Behavioral Health, Dental, Long Term Care, Pharmacy and Drug Formularies, School Based, Telehealth, Transportation, and Waivers.

For Medicaid LTSS Screening assistance, email:
ScreeningAssistance@dmas.virginia.gov.

DMAS Communication and Quick Links:

DMAS General MES Homepage with multiple resources and information:
<https://vamedicaid.dmas.virginia.gov/provider>


DMAS Memos and Bulletins for formal communications (MES Homepage direct link): <https://vamedicaid.dmas.virginia.gov/provider/library>

DMAS Website: <https://www.dmas.virginia.gov/>

Connection Call Power Points are located at: Select Providers Tab, Long-Term Care dropdown, then Select Programs and Initiatives, then LTSS Screening.

DMAS MES Medicaid Web Portal: <https://vamedicaid.dmas.virginia.gov/>

Screening Timelines



- Individuals who have a screening conducted have 1 year of the physician's date to enroll in CCC Plus Waiver, PACE or Custodial Nursing Facility care.
- Screenings completed prior to a discharge from a SNF for persons who are enrolled into Medicaid while in the SNF, including health plans and FFS, have 180 days post SNF discharge to enroll in the CCC Plus Waiver or PACE or a new LTSS Screening is required. If the individual is not a Medicaid member (non-Medicaid) at SNF discharge, the person has one year from the date of physician's signature on the screening to be enrolled in LTSS. After a year, a new LTSS Screening is required.
- Once an individual is ENROLLED in CCC Plus Waiver, PACE or NF, a screening does NOT expire or need to be updated as long as the individual continues to receive Medicaid LTSS.
- **If the individual is terminated for any of the following then a new LTSS Screening is required to reapply for Medicaid LTSS: Moving out of state Code 002, Not Meeting NF Level of Care Criteria Code 003, having an overdue LOCERI Code 431, or not having services Code 504.**
- Individuals are allowed 180 days to transition between Medicaid LTSS Choices (NF, CCC Plus Waiver, or PACE). After 180 days the individual must re-apply for Medicaid LTSS and a new screening is required.
- When in doubt, screen the individual.

Nursing Facility Teams



Tips for checking terminations while in SNF

- If the individual is in a Health Plan, then the Health Plan should confirm the termination codes.
- Individuals, Eligibility Workers, and Service Providers should consult with the Health Plan before asking for a new LTSS Screening.
- Some Nursing Facilities may have access to business staff for checking the termination or end codes in the system.
- If the individual is FFS, then you can contact ScreeningAssistance@dmas.virginia.gov.

Nursing Facility Teams



Validity Concepts:

- Screening must have all its required forms and be in Accepted Authorized status for Medicaid LTSS to begin (CCC Plus Waiver, PACE, and Long-Term Custodial NF)
- Screening must be for the correct individual and correct Medicaid Number/Social Security Number (except for rare circumstances in adoption cases-contact SA for these cases). The Medicaid ID and Social Security Number are directly related to how the Screening is attached in the Medicaid MES System. If this is incorrect, it could cause issues with payment because the LTSS Screening will not be found in the system under correct identifying information.
- Be within the General Timelines (previous slide).
- If the individual already has Medicaid LTSS and this is a transition from one LTSS to another then the original Screening used to enroll the individual into LTSS is used and passed onto the new provider. Keep in mind Screenings conducted prior to July 1, 2019, may or may not have a tangible screening to pass on and are grandfathered in.
- The only way to check for Medicaid LTSS continuity is to have access to the Medicaid System's Eligibility tabs. If the individual is in a Health Plan, they should be contacted and can help with this information.



Reminders:



Record and Retention Laws

Screening Teams, must retain or be willing to pull the screening information for:

- **10 years for Adults**
- **Age 28 for a Child**

If your facility conducted the Screening, then your staff are responsible for retrieving copies for Individuals, Providers, Health Plans, and other Screening Teams who may need it.

Nursing Facility Teams

Reminder

- If the Screener tries to select “Yes” when the individual does not meet criteria according to the information entered into the electronic forms, then a red error message will appear. This is to assist and prevent the Screener from making an error or inconsistencies in their LTSS Screening.
- Under the “No” selection, do not select CCC Plus Waiver with Private Duty Nursing (PDN) if the individual does not need PDN.

Nursing Facility Teams

Reminder



eMLS and generated Medicaid Numbers

- If the individual has never applied for Medicaid before and has a LTSS Screening submitted (Accepted status), eMLS will generate a 975 Medicaid number in MMIS Medicaid System through the screening process. You can find this newly generated Medicaid Number on the Screening Information card in eMLS.
- The Medicaid Number and Social are linked in every record in MMIS and eMLS.



Nursing Facility Teams


Reminder




eMLS Overview

The electronic Medicaid Long Term Services and Supports Screening (eMLS) portal is the web-based tool that certified LTSS screeners use to create and submit individual screenings for Virginia Medicaid Long Term Services and Supports (LTSS).

The eMLS portal is located on the Virginia Medicaid Enterprise System (MES) in the Care Management Solutions (CRMS) module.



eMLS Log-In Access



How do we add new users to eMLS?

- Your Director, Business Manager, Corporate Office, or Administrator will know who your Primary Account Holder-PAH or Delegate Administrators-DAs are for your NPI.
- These Administrators have been designated by your facility and are responsible for setting up and providing the MES-CRMS-eMLS Log-in access to your Screeners and Physicians.
- Screeners and other staff are set up in CRMS with Creator Role access and Physicians are set up with an Approver Role. Other staff who will just view or print screenings should be set up with Viewer Role.

Specific training for your PAH or DAs only, on how to add Delegates or Users can be found at: [Provider Training Resources | MES \(virginia.gov\)](#) PRSS 118. If you have questions about PAH or DA issues, contact MES-Assist@dmas.virginia.gov

Use eMLS User Guide and Training

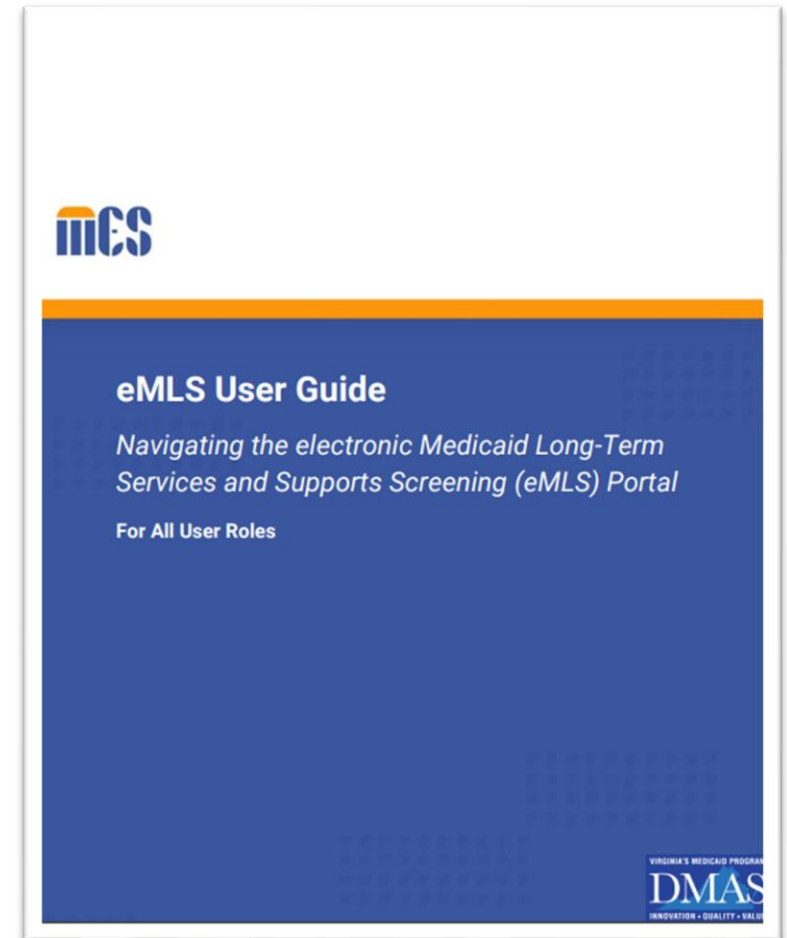
Screening Team staff should take the eMLS training and have a copy of the User Guide on hand if they use eMLS.

<https://vamedicaid.dmas.virginia.gov/training/crms>

Complete courses, CRMS-101,103,104,106, & download the e-MLS User Guide

Outlines the steps for navigating, creating, and managing LTSS screenings in the eMLS portal in MES, including the following tasks:

- Accessing and logging in
- Navigating eMLS features and functions
- Searching for existing Medicaid individuals and screenings
- Creating and submitting new LTSS screenings
- Resolving pre- and post-submission screening errors
- Managing screening status
- Reviewing and approving screenings



Fax Cover Sheet for PASRR Level II:



Cover sheet is found at:

<https://maximusclinicalservices.com/svcs/virginia>

When NF is the selected choice, a DMAS-95 form is required. If the Level I indicates that a Level II referral is warranted, there is a referral process for further evaluation and determination of needed specialty services. This process is described in the LTSS Screening Manual.

FAX Number [877-431-9568](tel:877-431-9568)

A screenshot of a fax cover sheet from Maximus. The word "Fax" is in the top left, and "maximus" is in the top right. The subject line reads "Subject: Virginia PASRR Level II Referral". Below this, there are three columns of information: "To Name:" (Assessment Pro), "To Fax Number#:" ((877) 431-9568), and "Reason for referral:" (check one). To the right, there are fields for "From Name:" (a blank line), "From Fax #:" (a blank line), "Resident Review:" (with a checkbox), and "Preadmission Screening:" (with a checkbox). A large QR code is centered at the bottom of the form.

PASRR TRACKING



maximus VIRGINIA PASRR
RESIDENT TRACKING FORM

Please return this completed form to Maximus via fax at **877.431.9568**, Attn: Virginia PASRR. This form helps Maximus and the Commonwealth of Virginia track residents who have been referred for a PASRR.

Individual's Name _____
(Last) (First) (MI)

SSN- _____ Date of Birth _____

Upon completion of the Pre-Admission Screening, the following outcome occurred:

Nursing Facility Admission
Admitting Facility _____ Admitting Date _____
Contact Person _____ Contact Phone () _____

Admission to Alternative Level of Care

- Assisted Living Facility _____
- Group Home _____
- State Hospital _____
- Other _____

Other Outcome

- Discharged to/Remained in current residence _____
- Deceased _____
- Other _____

MAXIMUS, as the Level II Evaluator tracks Disposition of Individuals

Please be sure to return the Virginia PASRR Resident Tracking form back to Maximus



Reminders:



All Screening Teams

If an individual is FFS or applying or Medicaid Pending, then the Screening Team is responsible for providing a list of Medicaid Provider options during the Screening Process. If the individual is in a Medicaid Health Plan, then the Health Plan is responsible for providing this list.

Medicaid Provider Search Tool: <https://vamedicaid.vaxix.net/Search>

The screenshot shows the 'Search Provider' interface for the Medicaid Provider Search Tool. The page features the MES logo in the top left and a 'MES Home' link in the top right. The search form includes the following fields and options:

- First Name: Text input field
- Last Name: Text input field
- Gender: Dropdown menu (Select Gender...)
- Address: Text input field
- City: Text input field
- Zip Code: Text input field
- State: Dropdown menu (Select State...)
- NPI: Text input field
- Provider Type: Dropdown menu (Select Provider Type...)
- Specialty: Dropdown menu (Select Specialty Type...)
- Language: Dropdown menu (Select Language...)
- Business Name: Text input field
- Location Name: Text input field
- Accepting New Patients: Checkbox
- ADA Compliant: Checkbox

Below the form, a note states: "At least one more search criteria is required with 'Accepting New Patient' or 'ADA Compliant'." At the bottom of the form are 'Search' and 'Reset' buttons. The footer contains links for 'Glossary of Terms' and 'Translation Services', 'Privacy Policy' and 'Nondiscrimination/Accessibility', and 'Copyright © 2020 DIMAS'. A small copyright notice '© 2024 ALL RIGHTS RESERVED' is also present.

Reminders:



Medicaid Provider Search Tool Tips

- **Provider Type:** Filter your search by choosing the provider type. Either choose “Waiver Services” if you are trying to find providers for the CCC Plus Waiver or choose “Nursing Facility”.
- **Specialty:** After choosing a Provider Type, then select a Specialty in the drop down. You can choose “Personal Care Services” for finding a Medicaid CCC Plus Waiver Agency or choose “Consumer Directed Services” to find Service Facilitators OR “Private Duty Nursing” for PDN cases OR by type of Nursing Facility such as Custodial.
- Try looking up multiple localities individually that are near the individual's residence.

MES

Search Provider [MES Home](#)

First Name Last Name Gender

Address City Zip Code State

NPI Provider Type Specialty Language

Business Name Location Name

Accepting New Patients ADA Compliant

At least one more search criteria is required with "Accepting New Patient" or "ADA Compliant".

[Glossary of Terms](#) [Privacy Policy](#) [Nondiscrimination/Accessibility](#) Copyright © 2020 DMAS

© 2024 ALL RIGHTS RESERVED

VCU Medicaid LTSS Screening Training and Refresher

VCU Medicaid LTSS Screening Training at:
<https://medicaidltss.partnership.vcu.edu/login>

- Log-in Using your email address and created password
- To Access the Training Modules go to helpful Links – eLearning Modules

The screenshot shows the login interface for the VCU Medicaid LTSS Screening Training. The page has a purple header with the VCU logo and the text 'VIRGINIA COMMONWEALTH UNIVERSITY'. Below the header, there is a navigation bar with 'Menu', 'Medicaid Long-Term Services and Supports (LTSS) Screening Training', and 'Login'. The main content area is white and contains a login form. The form has a 'Login' link at the top left, followed by 'REGISTER', 'Screener', and 'Guest'. The form itself has a 'Dashboard / Login' breadcrumb, a 'Login' heading, and two input fields: 'Email address' and 'Password'. A red arrow points to the 'Email address' field. Below the password field is a 'Remember me' checkbox and two buttons: 'Login' and 'Forgot Your Password?'. The footer is purple and contains contact information for the Virginia Commonwealth University Partnership for People with Disabilities, including the address 'One Holland Place, 2235 Staples Mill Road, Suite 400, Richmond, VA 23230', phone number '(804) 628-7862', and email 'pedtech@vcu.edu'. There are also 'Helpful links' for 'eLearning Modules', 'Partners', and 'Feedback'.

LTSS Screening Connection Call Schedule

2026				
<u>SCREENING TEAM TYPE</u>	<u>QUARTER 1</u>	<u>QUARTER 2</u>	<u>QUARTER 3</u>	<u>QUARTER 4</u>
Community Based Teams (CBTs) & Program of All-Inclusive Care for the Elderly (PACE)		June 9, 2026	September 8, 2026	December 8, 2026
Hospitals & Nursing Facilities		June 10, 2026	September 9, 2026	December 9, 2026

Share Information with your Team

- Other Screeners
- Discharge Planners
- Supervisors
- Managers
- Admissions Staff
- Administrative Staff
- Business Staff



Save the Date:



Combined Hospital and Nursing Facility Team Focus

Wednesday, June 10, 2026

Any team can join the call and listen, but the focus will be on the Hospital and Nursing Facility Teams

Question and Answer

