

## Virginia House District 1

**Total District Population<sup>1</sup>:** 78,137

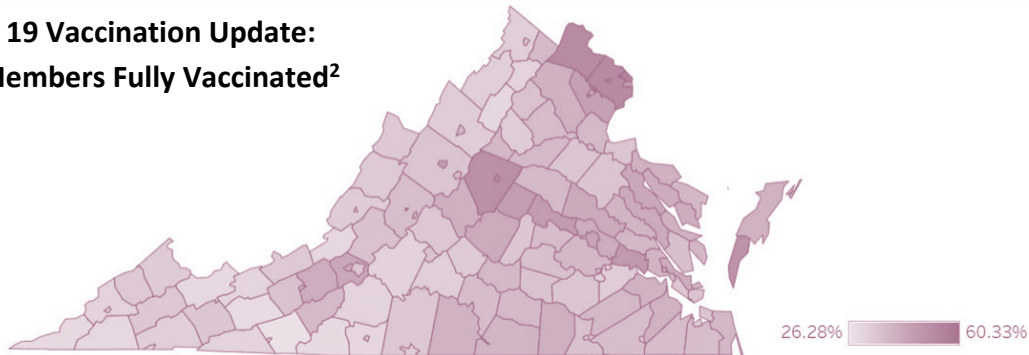
**Total Number of Medicaid/FAMIS Members in District:** 30,367

**Percent of District Population Enrolled in Medicaid/FAMIS:** **38.9%**

%

Covered Population	Number of District Members	% of District Population Enrolled in Medicaid/FAMIS
Medicaid Expansion Adults	9,158	11.7%
Children	10,345	13.2%
Pregnant Members	217	0.3%
Persons w/ Disability or Blindness	4,069	5.2%
Aged (65 or older)	1,672	2.1%
General Adults	2,233	2.9%
Limited Benefit Individuals	2,673	3.4%

**COVID 19 Vaccination Update:**  
**% of Members Fully Vaccinated<sup>2</sup>**



Region	Number of Members Fully Vaccinated	% Fully Vaccinated
Central	173,433	39%
Charlottesville Western	78,528	38%
Northern & Winchester	186,793	47%
Roanoke/Alleghany	60,477	35%
Southwest	36,162	31%
Tidewater	141,710	36%

<sup>1</sup> Populations and districts based on 2018 American Community Survey 1-Year Estimates and 2017 County Business Patterns. Census has not updated survey results due to data collection concerns related to COVID-19.  
<sup>2</sup> Percent of members 5 years or older who have received at least two doses of Pfizer or Moderna, or at least one dose of Johnson & Johnson vaccine

## Virginia House District 2

**Total District Population<sup>1</sup>:** 87,877

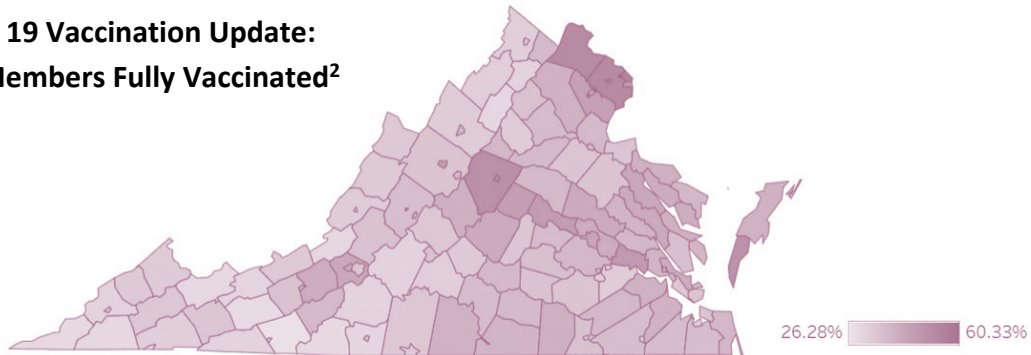
**Total Number of Medicaid/FAMIS Members in District:** 22,907

**Percent of District Population Enrolled in Medicaid/FAMIS:** **26.1%**

%

Covered Population	Number of District Members	% of District Population Enrolled in Medicaid/FAMIS
Medicaid Expansion Adults	6,524	7.4%
Children	11,421	13.0%
Pregnant Members	417	0.5%
Persons w/ Disability or Blindness	948	1.1%
Aged (65 or older)	687	0.8%
General Adults	2,023	2.3%
Limited Benefit Individuals	887	1.0%

**COVID 19 Vaccination Update:**  
**% of Members Fully Vaccinated<sup>2</sup>**



Region	Number of Members Fully Vaccinated	% Fully Vaccinated
Central	173,433	39%
Charlottesville Western	78,528	38%
Northern & Winchester	186,793	47%
Roanoke/Alleghany	60,477	35%
Southwest	36,162	31%
Tidewater	141,710	36%

<sup>1</sup> Populations and districts based on 2018 American Community Survey 1-Year Estimates and 2017 County Business Patterns. Census has not updated survey results due to data collection concerns related to COVID-19.

<sup>2</sup> Percent of members 5 years or older who have received at least two doses of Pfizer or Moderna, or at least one dose of Johnson & Johnson vaccine

## Virginia House District 3

**Total District Population<sup>1</sup>:** 77,944

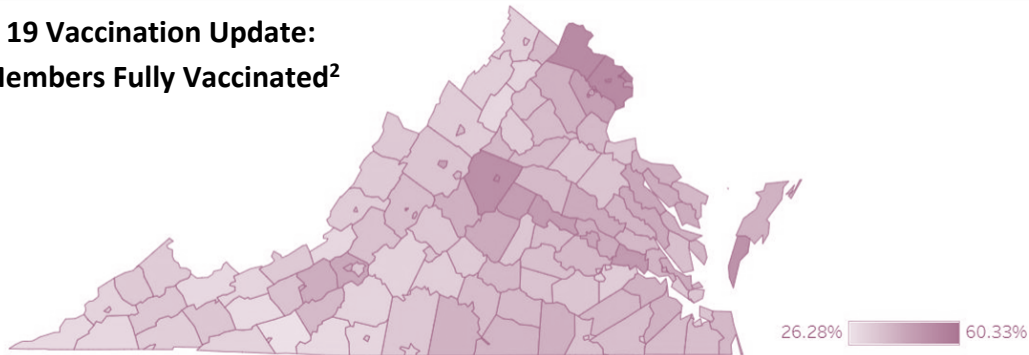
**Total Number of Medicaid/FAMIS Members in District:** 28,253

**Percent of District Population Enrolled in Medicaid/FAMIS:** **36.2%**

%

Covered Population	Number of District Members	% of District Population Enrolled in Medicaid/FAMIS
Medicaid Expansion Adults	9,336	12.0%
Children	9,292	11.9%
Pregnant Members	272	0.3%
Persons w/ Disability or Blindness	3,687	4.7%
Aged (65 or older)	1,135	1.5%
General Adults	2,092	2.7%
Limited Benefit Individuals	2,439	3.1%

**COVID 19 Vaccination Update:**  
**% of Members Fully Vaccinated<sup>2</sup>**



Region	Number of Members Fully Vaccinated	% Fully Vaccinated
Central	173,433	39%
Charlottesville Western	78,528	38%
Northern & Winchester	186,793	47%
Roanoke/Alleghany	60,477	35%
Southwest	36,162	31%
Tidewater	141,710	36%

<sup>1</sup> Populations and districts based on 2018 American Community Survey 1-Year Estimates and 2017 County Business Patterns. Census has not updated survey results due to data collection concerns related to COVID-19.

<sup>2</sup> Percent of members 5 years or older who have received at least two doses of Pfizer or Moderna, or at least one dose of Johnson & Johnson vaccine

## Virginia House District 4

**Total District Population<sup>1</sup>:** 77,846

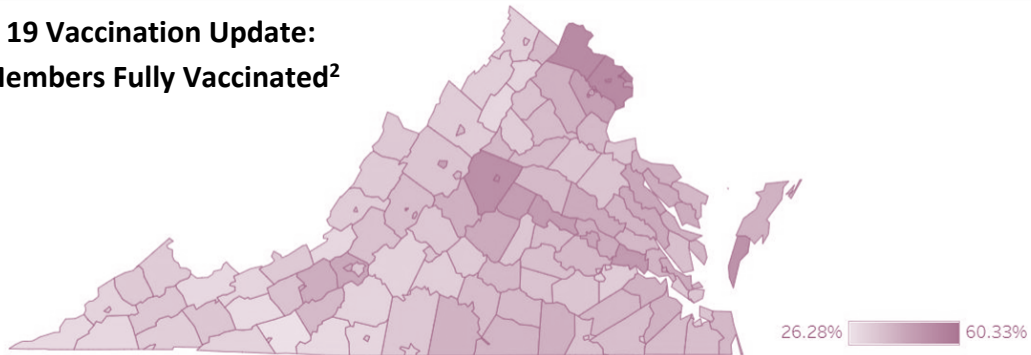
**Total Number of Medicaid/FAMIS Members in District:** 24,537

**Percent of District Population Enrolled in Medicaid/FAMIS:** **31.5%**

%

Covered Population	Number of District Members	% of District Population Enrolled in Medicaid/FAMIS
Medicaid Expansion Adults	7,858	10.1%
Children	8,231	10.6%
Pregnant Members	220	0.3%
Persons w/ Disability or Blindness	3,013	3.9%
Aged (65 or older)	1,078	1.4%
General Adults	1,875	2.4%
Limited Benefit Individuals	2,262	2.9%

**COVID 19 Vaccination Update:**  
**% of Members Fully Vaccinated<sup>2</sup>**



Region	Number of Members Fully Vaccinated	% Fully Vaccinated
Central	173,433	39%
Charlottesville Western	78,528	38%
Northern & Winchester	186,793	47%
Roanoke/Alleghany	60,477	35%
Southwest	36,162	31%
Tidewater	141,710	36%

<sup>1</sup> Populations and districts based on 2018 American Community Survey 1-Year Estimates and 2017 County Business Patterns. Census has not updated survey results due to data collection concerns related to COVID-19.

<sup>2</sup> Percent of members 5 years or older who have received at least two doses of Pfizer or Moderna, or at least one dose of Johnson & Johnson vaccine

## Virginia House District 5

**Total District Population<sup>1</sup>:** 79,775

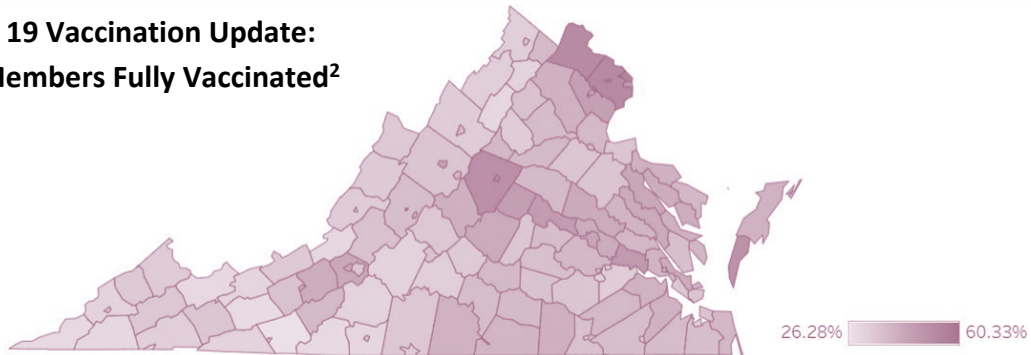
**Total Number of Medicaid/FAMIS Members in District:** 27,813

**Percent of District Population Enrolled in Medicaid/FAMIS:** **34.9%**

%

Covered Population	Number of District Members	% of District Population Enrolled in Medicaid/FAMIS
Medicaid Expansion Adults	9,139	11.5%
Children	9,978	12.5%
Pregnant Members	297	0.4%
Persons w/ Disability or Blindness	2,601	3.3%
Aged (65 or older)	1,279	1.6%
General Adults	2,049	2.6%
Limited Benefit Individuals	2,470	3.1%

**COVID 19 Vaccination Update:**  
**% of Members Fully Vaccinated<sup>2</sup>**



Region	Number of Members Fully Vaccinated	% Fully Vaccinated
Central	173,433	39%
Charlottesville Western	78,528	38%
Northern & Winchester	186,793	47%
Roanoke/Alleghany	60,477	35%
Southwest	36,162	31%
Tidewater	141,710	36%

<sup>1</sup> Populations and districts based on 2018 American Community Survey 1-Year Estimates and 2017 County Business Patterns. Census has not updated survey results due to data collection concerns related to COVID-19.

<sup>2</sup> Percent of members 5 years or older who have received at least two doses of Pfizer or Moderna, or at least one dose of Johnson & Johnson vaccine

## Virginia House District 6

**Total District Population<sup>1</sup>:** 78,410

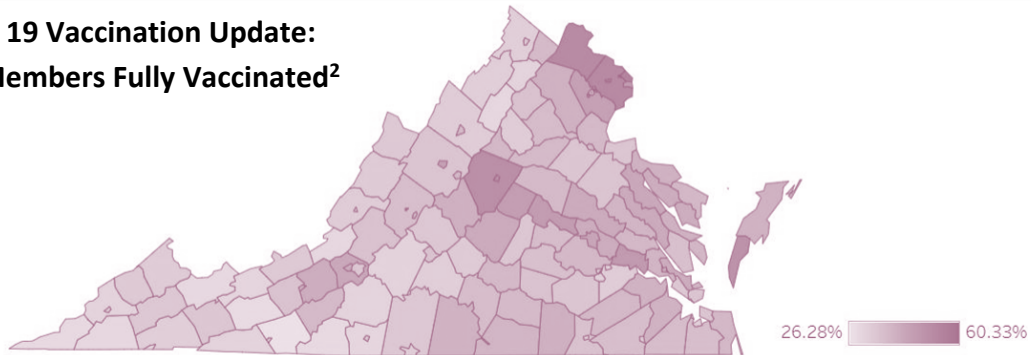
**Total Number of Medicaid/FAMIS Members in District:** 26,075

**Percent of District Population Enrolled in Medicaid/FAMIS:** **33.3%**

%

Covered Population	Number of District Members	% of District Population Enrolled in Medicaid/FAMIS
Medicaid Expansion Adults	8,940	11.4%
Children	8,978	11.5%
Pregnant Members	255	0.3%
Persons w/ Disability or Blindness	2,526	3.2%
Aged (65 or older)	1,139	1.5%
General Adults	1,752	2.2%
Limited Benefit Individuals	2,485	3.2%

**COVID 19 Vaccination Update:**  
**% of Members Fully Vaccinated<sup>2</sup>**



Region	Number of Members Fully Vaccinated	% Fully Vaccinated
Central	173,433	39%
Charlottesville Western	78,528	38%
Northern & Winchester	186,793	47%
Roanoke/Alleghany	60,477	35%
Southwest	36,162	31%
Tidewater	141,710	36%

<sup>1</sup> Populations and districts based on 2018 American Community Survey 1-Year Estimates and 2017 County Business Patterns. Census has not updated survey results due to data collection concerns related to COVID-19.

<sup>2</sup> Percent of members 5 years or older who have received at least two doses of Pfizer or Moderna, or at least one dose of Johnson & Johnson vaccine

## Virginia House District 7

**Total District Population<sup>1</sup>:** 80,954

**Total Number of Medicaid/FAMIS Members in District:** 18,578

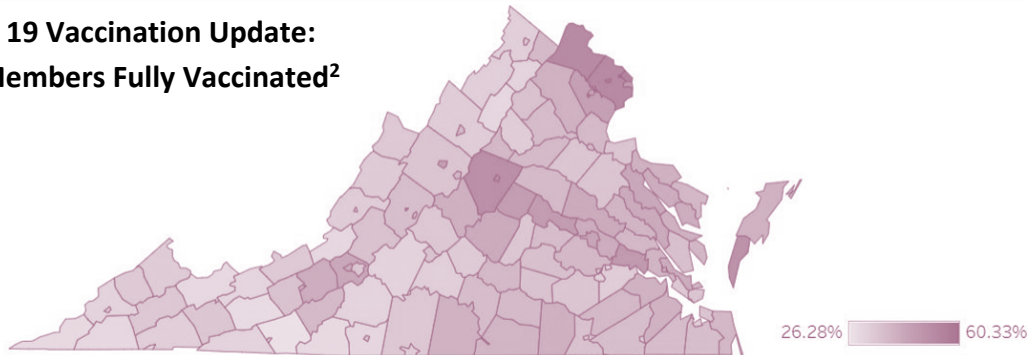
**Percent of District Population Enrolled in Medicaid/FAMIS:** **22.9%**

%

Covered Population	Number of District Members	% of District Population Enrolled in Medicaid/FAMIS
Medicaid Expansion Adults	6,230	7.7%
Children	6,634	8.2%
Pregnant Members	160	0.2%
Persons w/ Disability or Blindness	1,740	2.1%
Aged (65 or older)	750	0.9%
General Adults	1,379	1.7%
Limited Benefit Individuals	1,685	2.1%

### COVID 19 Vaccination Update:

**% of Members Fully Vaccinated<sup>2</sup>**



Region	Number of Members Fully Vaccinated	% Fully Vaccinated
Central	173,433	39%
Charlottesville Western	78,528	38%
Northern & Winchester	186,793	47%
Roanoke/Alleghany	60,477	35%
Southwest	36,162	31%
Tidewater	141,710	36%

<sup>1</sup> Populations and districts based on 2018 American Community Survey 1-Year Estimates and 2017 County Business Patterns. Census has not updated survey results due to data collection concerns related to COVID-19.

<sup>2</sup> Percent of members 5 years or older who have received at least two doses of Pfizer or Moderna, or at least one dose of Johnson & Johnson vaccine



## Virginia House District 8

**Total District Population<sup>1</sup>:** 80,990

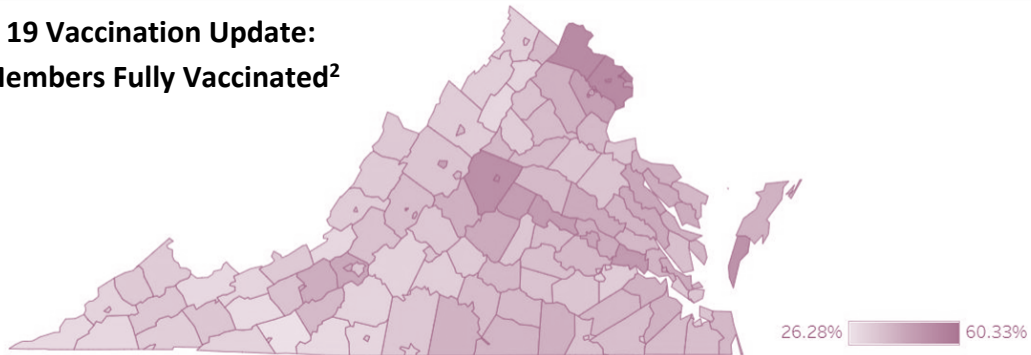
**Total Number of Medicaid/FAMIS Members in District:** 15,547

**Percent of District Population Enrolled in Medicaid/FAMIS:** **19.2%**

%

Covered Population	Number of District Members	% of District Population Enrolled in Medicaid/FAMIS
Medicaid Expansion Adults	4,989	6.2%
Children	6,079	7.5%
Pregnant Members	159	0.2%
Persons w/ Disability or Blindness	1,425	1.8%
Aged (65 or older)	663	0.8%
General Adults	1,119	1.4%
Limited Benefit Individuals	1,113	1.4%

**COVID 19 Vaccination Update:**  
**% of Members Fully Vaccinated<sup>2</sup>**



Region	Number of Members Fully Vaccinated	% Fully Vaccinated
Central	173,433	39%
Charlottesville Western	78,528	38%
Northern & Winchester	186,793	47%
Roanoke/Alleghany	60,477	35%
Southwest	36,162	31%
Tidewater	141,710	36%

<sup>1</sup> Populations and districts based on 2018 American Community Survey 1-Year Estimates and 2017 County Business Patterns. Census has not updated survey results due to data collection concerns related to COVID-19.

<sup>2</sup> Percent of members 5 years or older who have received at least two doses of Pfizer or Moderna, or at least one dose of Johnson & Johnson vaccine



## Virginia House District 9

**Total District Population<sup>1</sup>:** 79,121

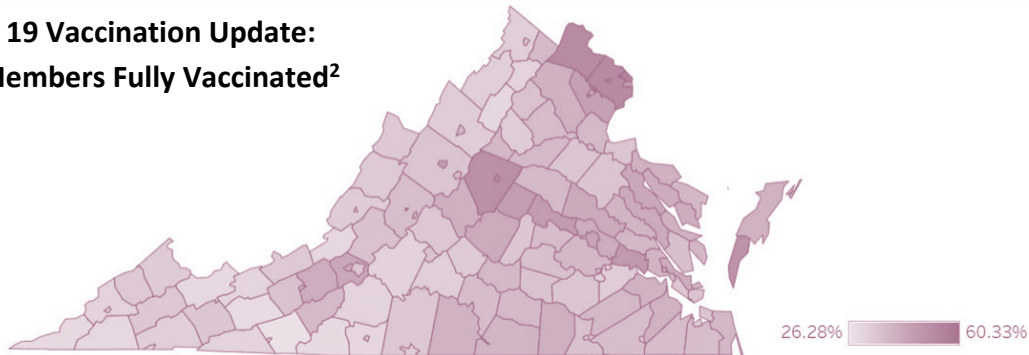
**Total Number of Medicaid/FAMIS Members in District:** 22,426

**Percent of District Population Enrolled in Medicaid/FAMIS:** **28.3%**

%

Covered Population	Number of District Members	% of District Population Enrolled in Medicaid/FAMIS
Medicaid Expansion Adults	7,044	8.9%
Children	8,362	10.6%
Pregnant Members	200	0.3%
Persons w/ Disability or Blindness	2,023	2.6%
Aged (65 or older)	1,035	1.3%
General Adults	1,584	2.0%
Limited Benefit Individuals	2,178	2.8%

**COVID 19 Vaccination Update:**  
**% of Members Fully Vaccinated<sup>2</sup>**



Region	Number of Members Fully Vaccinated	% Fully Vaccinated
Central	173,433	39%
Charlottesville Western	78,528	38%
Northern & Winchester	186,793	47%
Roanoke/Alleghany	60,477	35%
Southwest	36,162	31%
Tidewater	141,710	36%

<sup>1</sup> Populations and districts based on 2018 American Community Survey 1-Year Estimates and 2017 County Business Patterns. Census has not updated survey results due to data collection concerns related to COVID-19.

<sup>2</sup> Percent of members 5 years or older who have received at least two doses of Pfizer or Moderna, or at least one dose of Johnson & Johnson vaccine

## Virginia House District 10

**Total District Population<sup>1</sup>:** 95,225

**Total Number of Medicaid/FAMIS Members in District:** 16,040

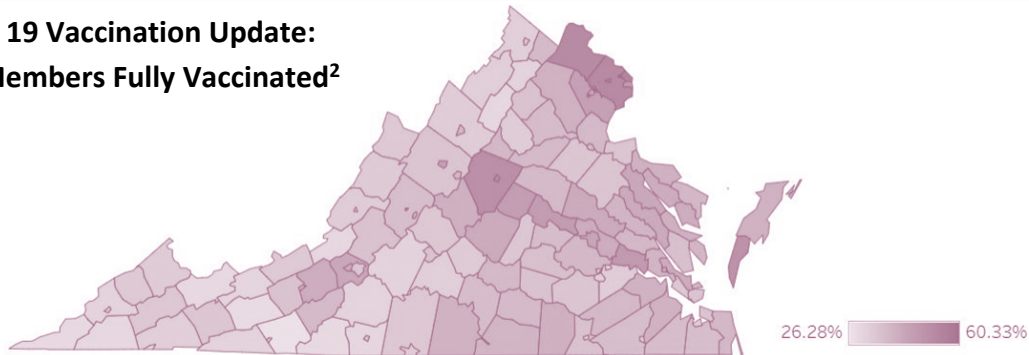
**Percent of District Population Enrolled in Medicaid/FAMIS:** **16.8%**

%

Covered Population	Number of District Members	% of District Population Enrolled in Medicaid/FAMIS
Medicaid Expansion Adults	4,615	4.8%
Children	7,706	8.1%
Pregnant Members	358	0.4%
Persons w/ Disability or Blindness	759	0.8%
Aged (65 or older)	907	1.0%
General Adults	966	1.0%
Limited Benefit Individuals	729	0.8%

### COVID 19 Vaccination Update:

**% of Members Fully Vaccinated<sup>2</sup>**



Region	Number of Members Fully Vaccinated	% Fully Vaccinated
Central	173,433	39%
Charlottesville Western	78,528	38%
Northern & Winchester	186,793	47%
Roanoke/Alleghany	60,477	35%
Southwest	36,162	31%
Tidewater	141,710	36%

<sup>1</sup> Populations and districts based on 2018 American Community Survey 1-Year Estimates and 2017 County Business Patterns. Census has not updated survey results due to data collection concerns related to COVID-19.

<sup>2</sup> Percent of members 5 years or older who have received at least two doses of Pfizer or Moderna, or at least one dose of Johnson & Johnson vaccine

## Virginia House District 11

**Total District Population<sup>1</sup>:** 83,283

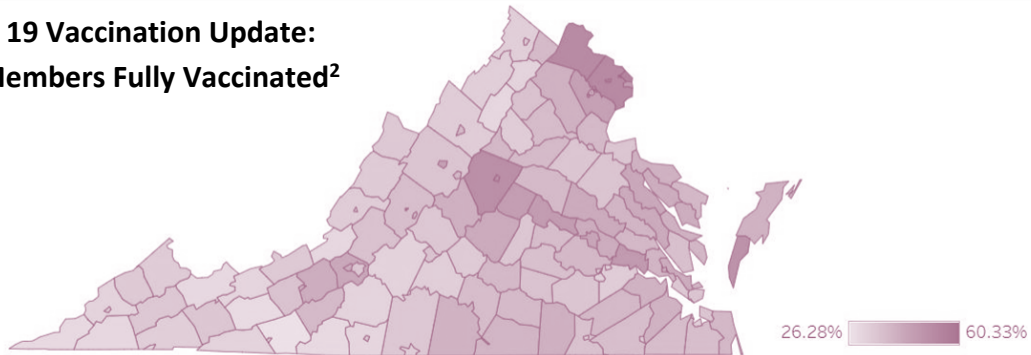
**Total Number of Medicaid/FAMIS Members in District:** 35,310

**Percent of District Population Enrolled in Medicaid/FAMIS:** **42.4%**

%

Covered Population	Number of District Members	% of District Population Enrolled in Medicaid/FAMIS
Medicaid Expansion Adults	10,545	12.7%
Children	14,111	16.9%
Pregnant Members	474	0.6%
Persons w/ Disability or Blindness	3,833	4.6%
Aged (65 or older)	1,267	1.5%
General Adults	2,941	3.5%
Limited Benefit Individuals	2,139	2.6%

**COVID 19 Vaccination Update:**  
**% of Members Fully Vaccinated<sup>2</sup>**



Region	Number of Members Fully Vaccinated	% Fully Vaccinated
Central	173,433	39%
Charlottesville Western	78,528	38%
Northern & Winchester	186,793	47%
Roanoke/Alleghany	60,477	35%
Southwest	36,162	31%
Tidewater	141,710	36%

<sup>1</sup> Populations and districts based on 2018 American Community Survey 1-Year Estimates and 2017 County Business Patterns. Census has not updated survey results due to data collection concerns related to COVID-19.

<sup>2</sup> Percent of members 5 years or older who have received at least two doses of Pfizer or Moderna, or at least one dose of Johnson & Johnson vaccine

## Virginia House District 12

**Total District Population<sup>1</sup>:** 82,630

**Total Number of Medicaid/FAMIS Members in District:** 13,758

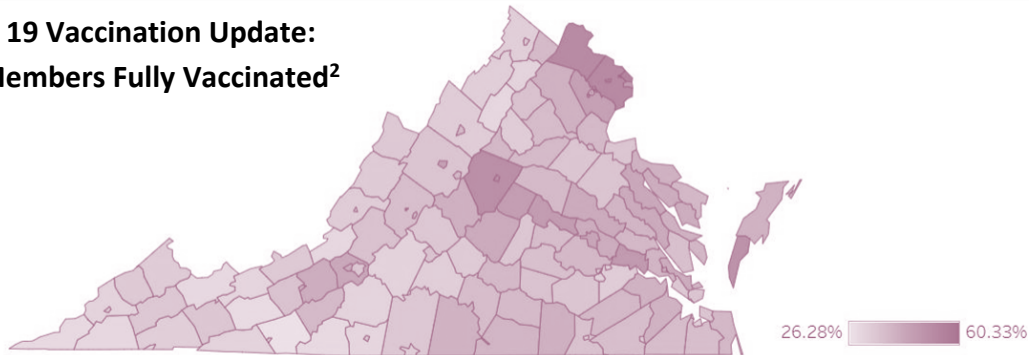
**Percent of District Population Enrolled in Medicaid/FAMIS:** **16.7%**

%

Covered Population	Number of District Members	% of District Population Enrolled in Medicaid/FAMIS
Medicaid Expansion Adults	4,719	5.7%
Children	4,927	6.0%
Pregnant Members	149	0.2%
Persons w/ Disability or Blindness	1,385	1.7%
Aged (65 or older)	473	0.6%
General Adults	1,046	1.3%
Limited Benefit Individuals	1,059	1.3%

### COVID 19 Vaccination Update:

**% of Members Fully Vaccinated<sup>2</sup>**



Region	Number of Members Fully Vaccinated	% Fully Vaccinated
Central	173,433	39%
Charlottesville Western	78,528	38%
Northern & Winchester	186,793	47%
Roanoke/Alleghany	60,477	35%
Southwest	36,162	31%
Tidewater	141,710	36%

<sup>1</sup> Populations and districts based on 2018 American Community Survey 1-Year Estimates and 2017 County Business Patterns. Census has not updated survey results due to data collection concerns related to COVID-19.

<sup>2</sup> Percent of members 5 years or older who have received at least two doses of Pfizer or Moderna, or at least one dose of Johnson & Johnson vaccine

## Virginia House District 13

**Total District Population<sup>1</sup>:** 89,999

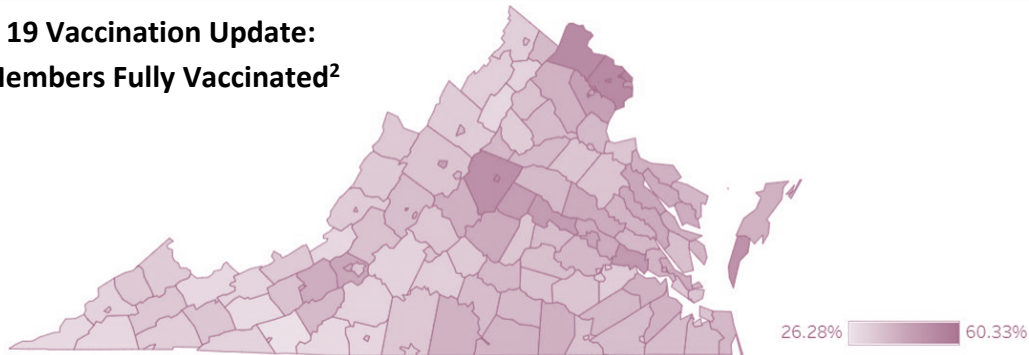
**Total Number of Medicaid/FAMIS Members in District:** 22,680

**Percent of District Population Enrolled in Medicaid/FAMIS:** **25.2%**

%

Covered Population	Number of District Members	% of District Population Enrolled in Medicaid/FAMIS
Medicaid Expansion Adults	5,560	6.2%
Children	12,485	13.9%
Pregnant Members	595	0.7%
Persons w/ Disability or Blindness	791	0.9%
Aged (65 or older)	845	0.9%
General Adults	1,469	1.6%
Limited Benefit Individuals	935	1.0%

**COVID 19 Vaccination Update:**  
**% of Members Fully Vaccinated<sup>2</sup>**



Region	Number of Members Fully Vaccinated	% Fully Vaccinated
Central	173,433	39%
Charlottesville Western	78,528	38%
Northern & Winchester	186,793	47%
Roanoke/Alleghany	60,477	35%
Southwest	36,162	31%
Tidewater	141,710	36%

<sup>1</sup> Populations and districts based on 2018 American Community Survey 1-Year Estimates and 2017 County Business Patterns. Census has not updated survey results due to data collection concerns related to COVID-19.  
<sup>2</sup> Percent of members 5 years or older who have received at least two doses of Pfizer or Moderna, or at least one dose of Johnson & Johnson vaccine

## Virginia House District 14

**Total District Population<sup>1</sup>:** 77,567

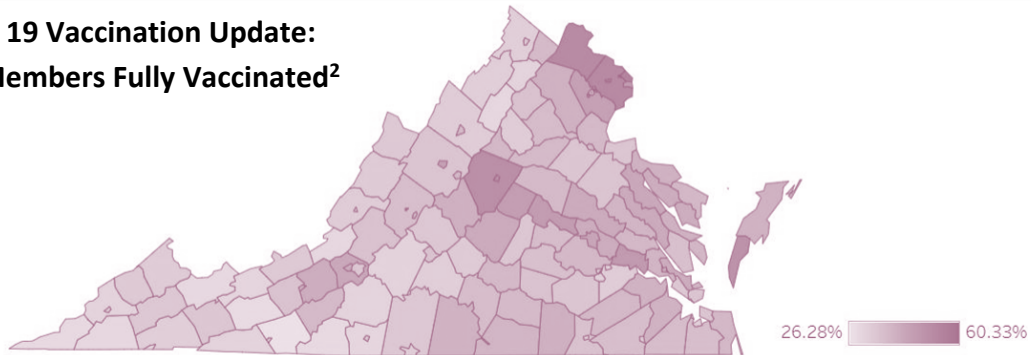
**Total Number of Medicaid/FAMIS Members in District:** 33,922

**Percent of District Population Enrolled in Medicaid/FAMIS:** **43.7%**

%

Covered Population	Number of District Members	% of District Population Enrolled in Medicaid/FAMIS
Medicaid Expansion Adults	10,540	13.6%
Children	12,288	15.8%
Pregnant Members	325	0.4%
Persons w/ Disability or Blindness	3,817	4.9%
Aged (65 or older)	1,682	2.2%
General Adults	2,675	3.4%
Limited Benefit Individuals	2,595	3.3%

**COVID 19 Vaccination Update:**  
**% of Members Fully Vaccinated<sup>2</sup>**



Region	Number of Members Fully Vaccinated	% Fully Vaccinated
Central	173,433	39%
Charlottesville Western	78,528	38%
Northern & Winchester	186,793	47%
Roanoke/Alleghany	60,477	35%
Southwest	36,162	31%
Tidewater	141,710	36%

<sup>1</sup> Populations and districts based on 2018 American Community Survey 1-Year Estimates and 2017 County Business Patterns. Census has not updated survey results due to data collection concerns related to COVID-19.

<sup>2</sup> Percent of members 5 years or older who have received at least two doses of Pfizer or Moderna, or at least one dose of Johnson & Johnson vaccine

## Virginia House District 15

**Total District Population<sup>1</sup>:** 81,118

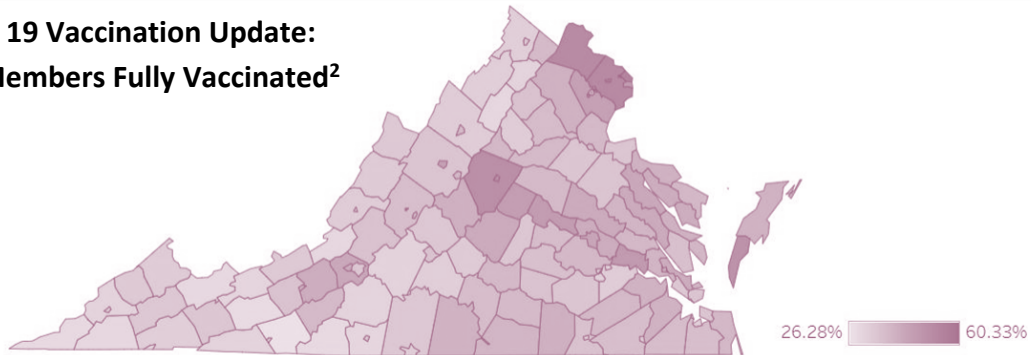
**Total Number of Medicaid/FAMIS Members in District:** 22,240

**Percent of District Population Enrolled in Medicaid/FAMIS:** **27.4%**

%

Covered Population	Number of District Members	% of District Population Enrolled in Medicaid/FAMIS
Medicaid Expansion Adults	7,073	8.7%
Children	9,073	11.2%
Pregnant Members	278	0.3%
Persons w/ Disability or Blindness	1,645	2.0%
Aged (65 or older)	890	1.1%
General Adults	1,709	2.1%
Limited Benefit Individuals	1,572	1.9%

**COVID 19 Vaccination Update:**  
**% of Members Fully Vaccinated<sup>2</sup>**



Region	Number of Members Fully Vaccinated	% Fully Vaccinated
Central	173,433	39%
Charlottesville Western	78,528	38%
Northern & Winchester	186,793	47%
Roanoke/Alleghany	60,477	35%
Southwest	36,162	31%
Tidewater	141,710	36%

<sup>1</sup> Populations and districts based on 2018 American Community Survey 1-Year Estimates and 2017 County Business Patterns. Census has not updated survey results due to data collection concerns related to COVID-19.

<sup>2</sup> Percent of members 5 years or older who have received at least two doses of Pfizer or Moderna, or at least one dose of Johnson & Johnson vaccine



## Virginia House District 16

**Total District Population<sup>1</sup>:** 78,673

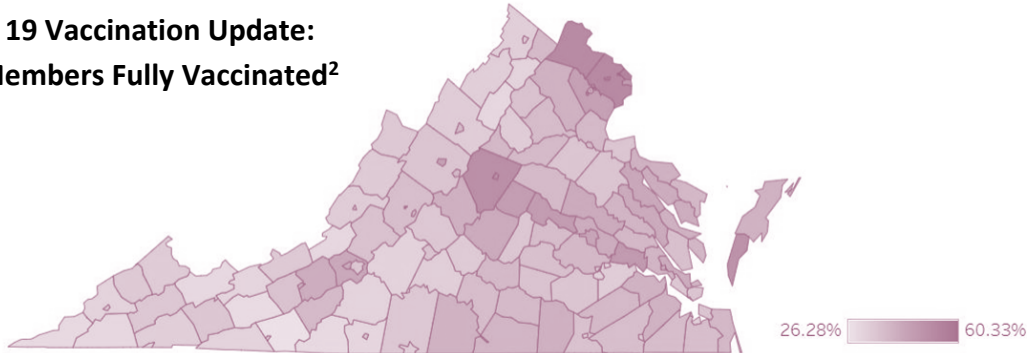
**Total Number of Medicaid/FAMIS Members in District:** 27,516

**Percent of District Population Enrolled in Medicaid/FAMIS:** **35.0%**

%

Covered Population	Number of District Members	% of District Population Enrolled in Medicaid/FAMIS
Medicaid Expansion Adults	8,740	11.1%
Children	10,001	12.7%
Pregnant Members	267	0.3%
Persons w/ Disability or Blindness	2,816	3.6%
Aged (65 or older)	1,407	1.8%
General Adults	1,890	2.4%
Limited Benefit Individuals	2,395	3.0%

**COVID 19 Vaccination Update:**  
**% of Members Fully Vaccinated<sup>2</sup>**



Region	Number of Members Fully Vaccinated	% Fully Vaccinated
Central	173,433	39%
Charlottesville Western	78,528	38%
Northern & Winchester	186,793	47%
Roanoke/Alleghany	60,477	35%
Southwest	36,162	31%
Tidewater	141,710	36%

<sup>1</sup> Populations and districts based on 2018 American Community Survey 1-Year Estimates and 2017 County Business Patterns. Census has not updated survey results due to data collection concerns related to COVID-19.

<sup>2</sup> Percent of members 5 years or older who have received at least two doses of Pfizer or Moderna, or at least one dose of Johnson & Johnson vaccine

## Virginia House District 17

**Total District Population<sup>1</sup>:** 81,177

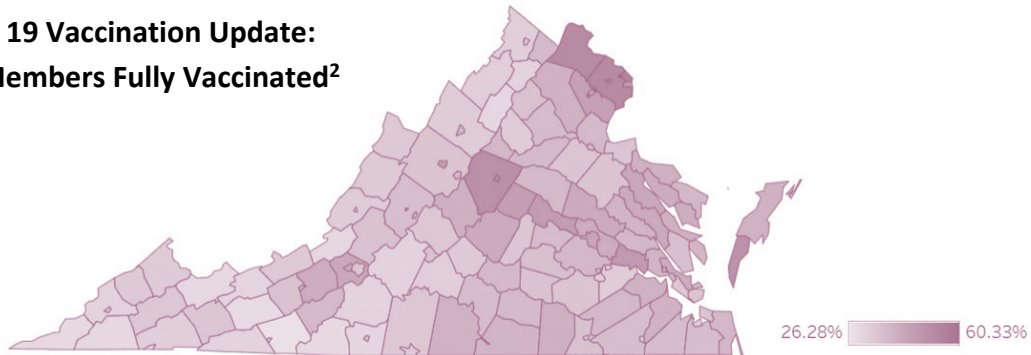
**Total Number of Medicaid/FAMIS Members in District:** 17,852

**Percent of District Population Enrolled in Medicaid/FAMIS:** **22.0%**

%

Covered Population	Number of District Members	% of District Population Enrolled in Medicaid/FAMIS
Medicaid Expansion Adults	5,302	6.5%
Children	7,286	9.0%
Pregnant Members	213	0.3%
Persons w/ Disability or Blindness	1,654	2.0%
Aged (65 or older)	745	0.9%
General Adults	1,337	1.6%
Limited Benefit Individuals	1,315	1.6%

**COVID 19 Vaccination Update:**  
**% of Members Fully Vaccinated<sup>2</sup>**



Region	Number of Members Fully Vaccinated	% Fully Vaccinated
Central	173,433	39%
Charlottesville Western	78,528	38%
Northern & Winchester	186,793	47%
Roanoke/Alleghany	60,477	35%
Southwest	36,162	31%
Tidewater	141,710	36%

<sup>1</sup> Populations and districts based on 2018 American Community Survey 1-Year Estimates and 2017 County Business Patterns. Census has not updated survey results due to data collection concerns related to COVID-19.

<sup>2</sup> Percent of members 5 years or older who have received at least two doses of Pfizer or Moderna, or at least one dose of Johnson & Johnson vaccine

## Virginia House District 18

**Total District Population<sup>1</sup>:** 82,094

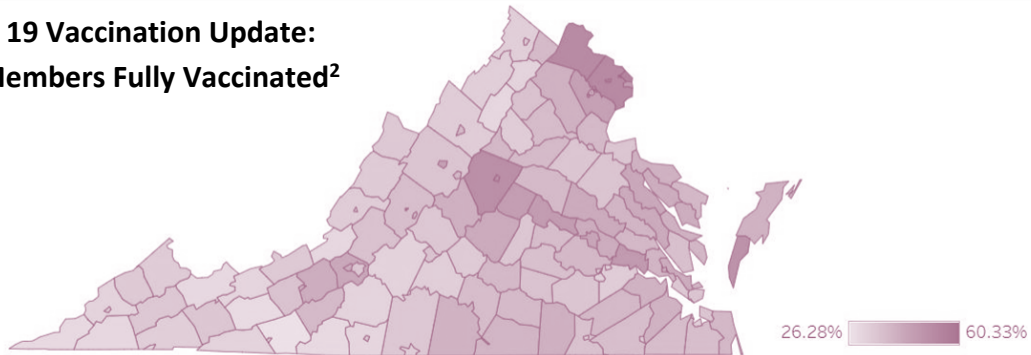
**Total Number of Medicaid/FAMIS Members in District:** 14,901

**Percent of District Population Enrolled in Medicaid/FAMIS:** **18.2%**

%

Covered Population	Number of District Members	% of District Population Enrolled in Medicaid/FAMIS
Medicaid Expansion Adults	4,793	5.8%
Children	6,375	7.8%
Pregnant Members	226	0.3%
Persons w/ Disability or Blindness	977	1.2%
Aged (65 or older)	590	0.7%
General Adults	1,053	1.3%
Limited Benefit Individuals	887	1.1%

**COVID 19 Vaccination Update:**  
**% of Members Fully Vaccinated<sup>2</sup>**



Region	Number of Members Fully Vaccinated	% Fully Vaccinated
Central	173,433	39%
Charlottesville Western	78,528	38%
Northern & Winchester	186,793	47%
Roanoke/Alleghany	60,477	35%
Southwest	36,162	31%
Tidewater	141,710	36%

<sup>1</sup> Populations and districts based on 2018 American Community Survey 1-Year Estimates and 2017 County Business Patterns. Census has not updated survey results due to data collection concerns related to COVID-19.

<sup>2</sup> Percent of members 5 years or older who have received at least two doses of Pfizer or Moderna, or at least one dose of Johnson & Johnson vaccine

## Virginia House District 19

**Total District Population<sup>1</sup>:** 79,058

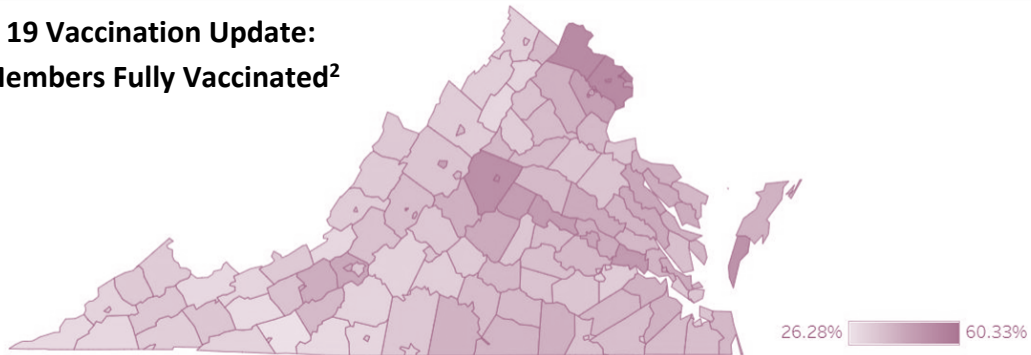
**Total Number of Medicaid/FAMIS Members in District:** 20,202

**Percent of District Population Enrolled in Medicaid/FAMIS:** **25.6%**

%

Covered Population	Number of District Members	% of District Population Enrolled in Medicaid/FAMIS
Medicaid Expansion Adults	6,331	8.0%
Children	7,542	9.5%
Pregnant Members	201	0.3%
Persons w/ Disability or Blindness	2,093	2.6%
Aged (65 or older)	876	1.1%
General Adults	1,544	2.0%
Limited Benefit Individuals	1,615	2.0%

**COVID 19 Vaccination Update:**  
**% of Members Fully Vaccinated<sup>2</sup>**



Region	Number of Members Fully Vaccinated	% Fully Vaccinated
Central	173,433	39%
Charlottesville Western	78,528	38%
Northern & Winchester	186,793	47%
Roanoke/Alleghany	60,477	35%
Southwest	36,162	31%
Tidewater	141,710	36%

<sup>1</sup> Populations and districts based on 2018 American Community Survey 1-Year Estimates and 2017 County Business Patterns. Census has not updated survey results due to data collection concerns related to COVID-19.

<sup>2</sup> Percent of members 5 years or older who have received at least two doses of Pfizer or Moderna, or at least one dose of Johnson & Johnson vaccine

# MEDICAID AT A GLANCE:

January 1, 2022

## Virginia House District 20

**Total District Population<sup>1</sup>:** 79,841

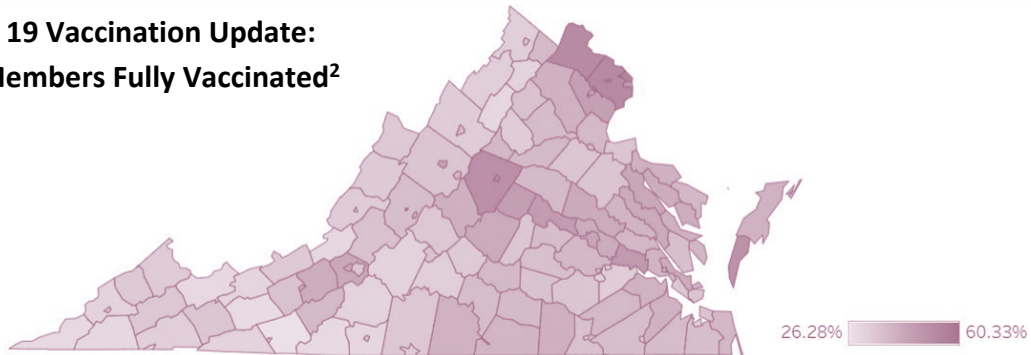
**Total Number of Medicaid/FAMIS Members in District:** 22,434

**Percent of District Population Enrolled in Medicaid/FAMIS:** **28.1%**

%

Covered Population	Number of District Members	% of District Population Enrolled in Medicaid/FAMIS
Medicaid Expansion Adults	7,279	9.1%
Children	8,625	10.8%
Pregnant Members	293	0.4%
Persons w/ Disability or Blindness	1,881	2.4%
Aged (65 or older)	913	1.1%
General Adults	1,742	2.2%
Limited Benefit Individuals	1,701	2.1%

**COVID 19 Vaccination Update:**  
**% of Members Fully Vaccinated<sup>2</sup>**



Region	Number of Members Fully Vaccinated	% Fully Vaccinated
Central	173,433	39%
Charlottesville Western	78,528	38%
Northern & Winchester	186,793	47%
Roanoke/Alleghany	60,477	35%
Southwest	36,162	31%
Tidewater	141,710	36%

<sup>1</sup> Populations and districts based on 2018 American Community Survey 1-Year Estimates and 2017 County Business Patterns. Census has not updated survey results due to data collection concerns related to COVID-19.

<sup>2</sup> Percent of members 5 years or older who have received at least two doses of Pfizer or Moderna, or at least one dose of Johnson & Johnson vaccine

# MEDICAID AT A GLANCE:

January 1, 2022

## Virginia House District 21

Total District Population<sup>1</sup>: 82,771

Total Number of Medicaid/FAMIS Members in District: 15,007

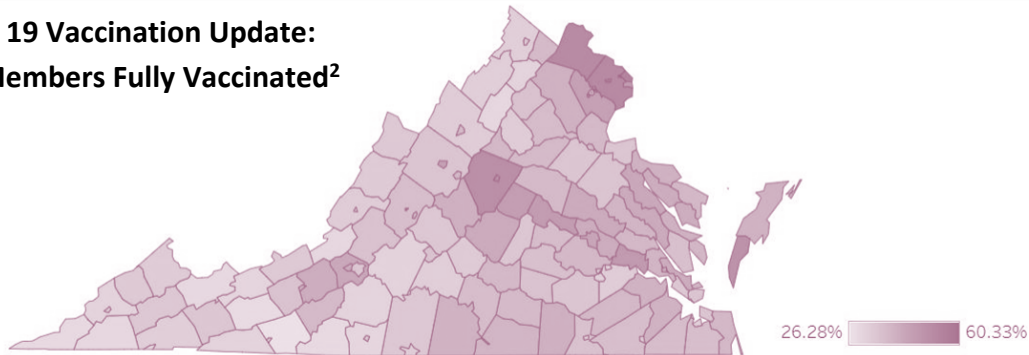
Percent of District Population Enrolled in Medicaid/FAMIS: **18.1%**

%

Covered Population	Number of District Members	% of District Population Enrolled in Medicaid/FAMIS
Medicaid Expansion Adults	4,801	5.8%
Children	6,314	7.6%
Pregnant Members	184	0.2%
Persons w/ Disability or Blindness	1,055	1.3%
Aged (65 or older)	551	0.7%
General Adults	1,355	1.6%
Limited Benefit Individuals	747	0.9%

### COVID 19 Vaccination Update:

% of Members Fully Vaccinated<sup>2</sup>



Region	Number of Members Fully Vaccinated	% Fully Vaccinated
Central	173,433	39%
Charlottesville Western	78,528	38%
Northern & Winchester	186,793	47%
Roanoke/Alleghany	60,477	35%
Southwest	36,162	31%
Tidewater	141,710	36%

<sup>1</sup> Populations and districts based on 2018 American Community Survey 1-Year Estimates and 2017 County Business Patterns. Census has not updated survey results due to data collection concerns related to COVID-19.

<sup>2</sup> Percent of members 5 years or older who have received at least two doses of Pfizer or Moderna, or at least one dose of Johnson & Johnson vaccine

## Virginia House District 22

**Total District Population<sup>1</sup>:** 82,011

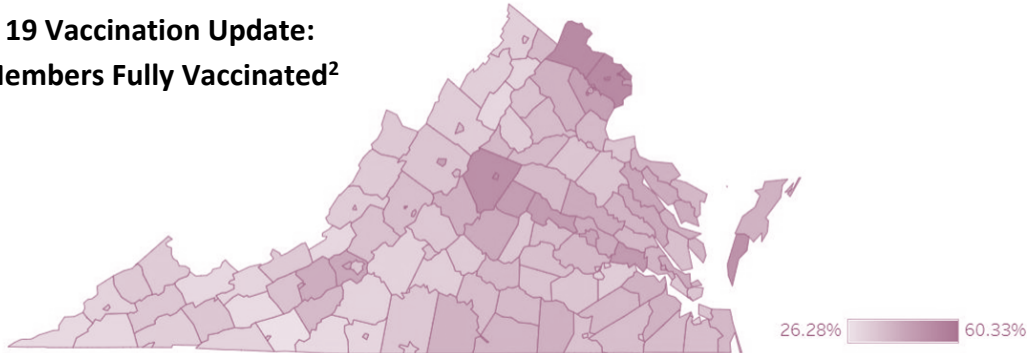
**Total Number of Medicaid/FAMIS Members in District:** 26,708

**Percent of District Population Enrolled in Medicaid/FAMIS:** **32.6%**

%

Covered Population	Number of District Members	% of District Population Enrolled in Medicaid/FAMIS
Medicaid Expansion Adults	9,040	11.0%
Children	9,920	12.1%
Pregnant Members	302	0.4%
Persons w/ Disability or Blindness	2,636	3.2%
Aged (65 or older)	1,035	1.3%
General Adults	2,017	2.5%
Limited Benefit Individuals	1,758	2.1%

**COVID 19 Vaccination Update:**  
**% of Members Fully Vaccinated<sup>2</sup>**



Region	Number of Members Fully Vaccinated	% Fully Vaccinated
Central	173,433	39%
Charlottesville Western	78,528	38%
Northern & Winchester	186,793	47%
Roanoke/Alleghany	60,477	35%
Southwest	36,162	31%
Tidewater	141,710	36%

<sup>1</sup> Populations and districts based on 2018 American Community Survey 1-Year Estimates and 2017 County Business Patterns. Census has not updated survey results due to data collection concerns related to COVID-19.

<sup>2</sup> Percent of members 5 years or older who have received at least two doses of Pfizer or Moderna, or at least one dose of Johnson & Johnson vaccine



## Virginia House District 23

**Total District Population<sup>1</sup>:** 82,416

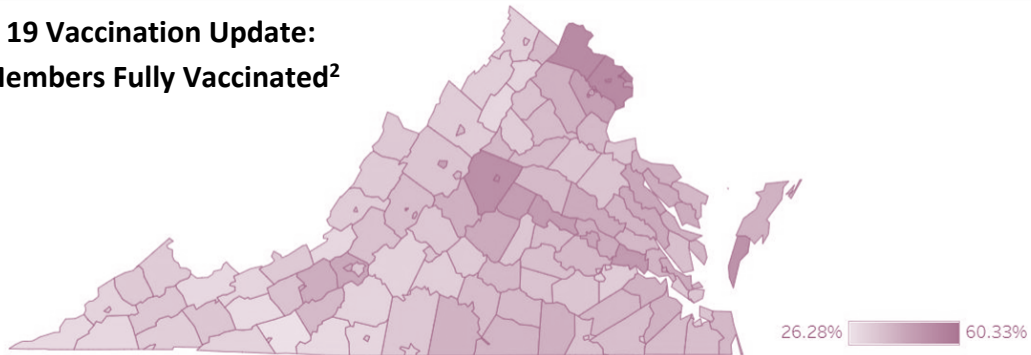
**Total Number of Medicaid/FAMIS Members in District:** 15,058

**Percent of District Population Enrolled in Medicaid/FAMIS:** **18.3%**

%

Covered Population	Number of District Members	% of District Population Enrolled in Medicaid/FAMIS
Medicaid Expansion Adults	5,241	6.4%
Children	5,797	7.0%
Pregnant Members	182	0.2%
Persons w/ Disability or Blindness	1,323	1.6%
Aged (65 or older)	462	0.6%
General Adults	1,037	1.3%
Limited Benefit Individuals	1,016	1.2%

**COVID 19 Vaccination Update:**  
**% of Members Fully Vaccinated<sup>2</sup>**



Region	Number of Members Fully Vaccinated	% Fully Vaccinated
Central	173,433	39%
Charlottesville Western	78,528	38%
Northern & Winchester	186,793	47%
Roanoke/Alleghany	60,477	35%
Southwest	36,162	31%
Tidewater	141,710	36%

<sup>1</sup> Populations and districts based on 2018 American Community Survey 1-Year Estimates and 2017 County Business Patterns. Census has not updated survey results due to data collection concerns related to COVID-19.

<sup>2</sup> Percent of members 5 years or older who have received at least two doses of Pfizer or Moderna, or at least one dose of Johnson & Johnson vaccine

## Virginia House District 24

**Total District Population<sup>1</sup>:** 80,726

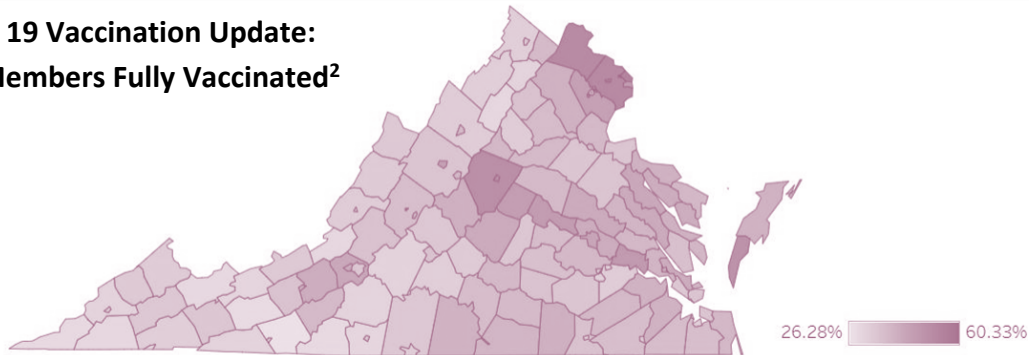
**Total Number of Medicaid/FAMIS Members in District:** 18,923

**Percent of District Population Enrolled in Medicaid/FAMIS:** **23.4%**

%

Covered Population	Number of District Members	% of District Population Enrolled in Medicaid/FAMIS
Medicaid Expansion Adults	6,203	7.7%
Children	7,146	8.9%
Pregnant Members	198	0.2%
Persons w/ Disability or Blindness	1,721	2.1%
Aged (65 or older)	790	1.0%
General Adults	1,360	1.7%
Limited Benefit Individuals	1,505	1.9%

**COVID 19 Vaccination Update:**  
**% of Members Fully Vaccinated<sup>2</sup>**



Region	Number of Members Fully Vaccinated	% Fully Vaccinated
Central	173,433	39%
Charlottesville Western	78,528	38%
Northern & Winchester	186,793	47%
Roanoke/Alleghany	60,477	35%
Southwest	36,162	31%
Tidewater	141,710	36%

<sup>1</sup> Populations and districts based on 2018 American Community Survey 1-Year Estimates and 2017 County Business Patterns. Census has not updated survey results due to data collection concerns related to COVID-19.

<sup>2</sup> Percent of members 5 years or older who have received at least two doses of Pfizer or Moderna, or at least one dose of Johnson & Johnson vaccine

## Virginia House District 25

**Total District Population<sup>1</sup>:** 81,949

**Total Number of Medicaid/FAMIS Members in District:** 14,771

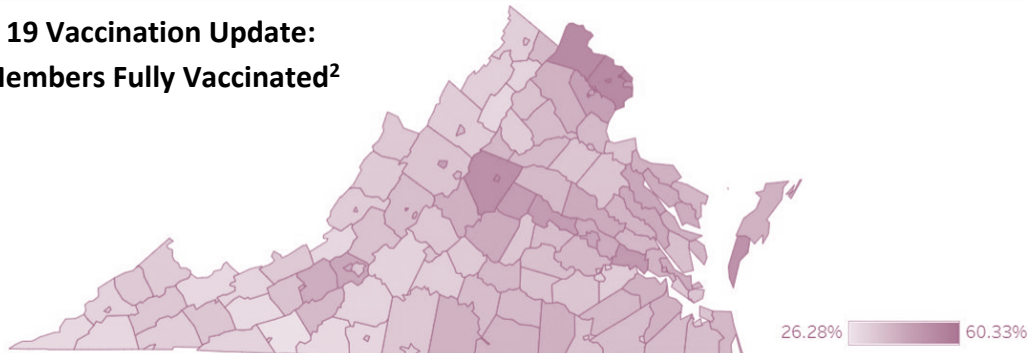
**Percent of District Population Enrolled in Medicaid/FAMIS:** **18.0%**

%

Covered Population	Number of District Members	% of District Population Enrolled in Medicaid/FAMIS
Medicaid Expansion Adults	4,718	5.8%
Children	6,112	7.5%
Pregnant Members	212	0.3%
Persons w/ Disability or Blindness	1,112	1.4%
Aged (65 or older)	554	0.7%
General Adults	1,026	1.3%
Limited Benefit Individuals	1,037	1.3%

### COVID 19 Vaccination Update:

**% of Members Fully Vaccinated<sup>2</sup>**



Region	Number of Members Fully Vaccinated	% Fully Vaccinated
Central	173,433	39%
Charlottesville Western	78,528	38%
Northern & Winchester	186,793	47%
Roanoke/Alleghany	60,477	35%
Southwest	36,162	31%
Tidewater	141,710	36%

<sup>1</sup> Populations and districts based on 2018 American Community Survey 1-Year Estimates and 2017 County Business Patterns. Census has not updated survey results due to data collection concerns related to COVID-19.

<sup>2</sup> Percent of members 5 years or older who have received at least two doses of Pfizer or Moderna, or at least one dose of Johnson & Johnson vaccine

## Virginia House District 26

**Total District Population<sup>1</sup>:** 85,193

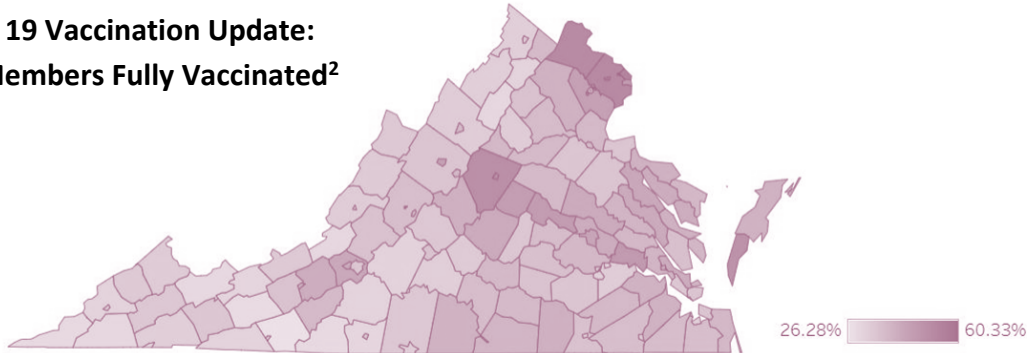
**Total Number of Medicaid/FAMIS Members in District:** 19,004

**Percent of District Population Enrolled in Medicaid/FAMIS:** **22.3%**

%

Covered Population	Number of District Members	% of District Population Enrolled in Medicaid/FAMIS
Medicaid Expansion Adults	5,495	6.5%
Children	9,062	10.6%
Pregnant Members	308	0.4%
Persons w/ Disability or Blindness	1,283	1.5%
Aged (65 or older)	615	0.7%
General Adults	1,169	1.4%
Limited Benefit Individuals	1,072	1.3%

**COVID 19 Vaccination Update:**  
**% of Members Fully Vaccinated<sup>2</sup>**



Region	Number of Members Fully Vaccinated	% Fully Vaccinated
Central	173,433	39%
Charlottesville Western	78,528	38%
Northern & Winchester	186,793	47%
Roanoke/Alleghany	60,477	35%
Southwest	36,162	31%
Tidewater	141,710	36%

<sup>1</sup> Populations and districts based on 2018 American Community Survey 1-Year Estimates and 2017 County Business Patterns. Census has not updated survey results due to data collection concerns related to COVID-19.

<sup>2</sup> Percent of members 5 years or older who have received at least two doses of Pfizer or Moderna, or at least one dose of Johnson & Johnson vaccine

# MEDICAID AT A GLANCE:

January 1, 2022

## Virginia House District 27

**Total District Population<sup>1</sup>:** 83,289

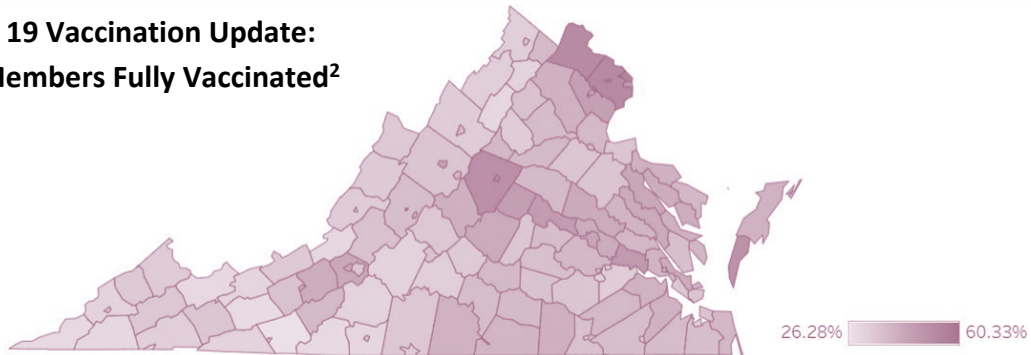
**Total Number of Medicaid/FAMIS Members in District:** 20,402

**Percent of District Population Enrolled in Medicaid/FAMIS:** **24.5%**

%

Covered Population	Number of District Members	% of District Population Enrolled in Medicaid/FAMIS
Medicaid Expansion Adults	6,263	7.5%
Children	8,978	10.8%
Pregnant Members	283	0.3%
Persons w/ Disability or Blindness	1,448	1.7%
Aged (65 or older)	702	0.8%
General Adults	1,732	2.1%
Limited Benefit Individuals	996	1.2%

**COVID 19 Vaccination Update:**  
**% of Members Fully Vaccinated<sup>2</sup>**



Region	Number of Members Fully Vaccinated	% Fully Vaccinated
Central	173,433	39%
Charlottesville Western	78,528	38%
Northern & Winchester	186,793	47%
Roanoke/Alleghany	60,477	35%
Southwest	36,162	31%
Tidewater	141,710	36%

<sup>1</sup> Populations and districts based on 2018 American Community Survey 1-Year Estimates and 2017 County Business Patterns. Census has not updated survey results due to data collection concerns related to COVID-19.

<sup>2</sup> Percent of members 5 years or older who have received at least two doses of Pfizer or Moderna, or at least one dose of Johnson & Johnson vaccine

# MEDICAID AT A GLANCE:

January 1, 2022

## Virginia House District 28

**Total District Population<sup>1</sup>:** 84,004

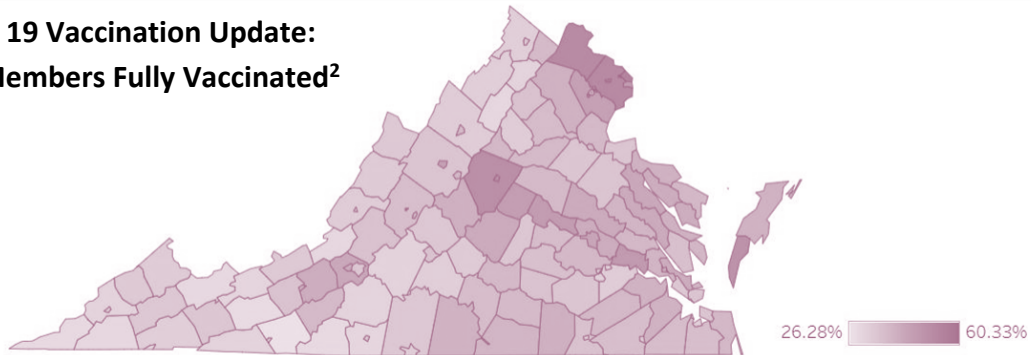
**Total Number of Medicaid/FAMIS Members in District:** 21,398

**Percent of District Population Enrolled in Medicaid/FAMIS:** **25.5%**

%

Covered Population	Number of District Members	% of District Population Enrolled in Medicaid/FAMIS
Medicaid Expansion Adults	6,621	7.9%
Children	9,941	11.8%
Pregnant Members	298	0.4%
Persons w/ Disability or Blindness	1,125	1.3%
Aged (65 or older)	600	0.7%
General Adults	1,898	2.3%
Limited Benefit Individuals	915	1.1%

**COVID 19 Vaccination Update:**  
**% of Members Fully Vaccinated<sup>2</sup>**



Region	Number of Members Fully Vaccinated	% Fully Vaccinated
Central	173,433	39%
Charlottesville Western	78,528	38%
Northern & Winchester	186,793	47%
Roanoke/Alleghany	60,477	35%
Southwest	36,162	31%
Tidewater	141,710	36%

<sup>1</sup> Populations and districts based on 2018 American Community Survey 1-Year Estimates and 2017 County Business Patterns. Census has not updated survey results due to data collection concerns related to COVID-19.

<sup>2</sup> Percent of members 5 years or older who have received at least two doses of Pfizer or Moderna, or at least one dose of Johnson & Johnson vaccine

## Virginia House District 29

**Total District Population<sup>1</sup>:** 82,699

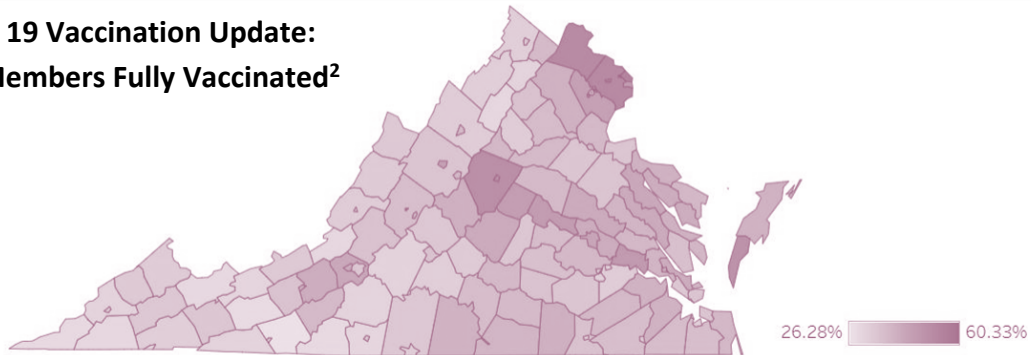
**Total Number of Medicaid/FAMIS Members in District:** 20,753

**Percent of District Population Enrolled in Medicaid/FAMIS:** **25.1%**

%

Covered Population	Number of District Members	% of District Population Enrolled in Medicaid/FAMIS
Medicaid Expansion Adults	6,475	7.8%
Children	9,023	10.9%
Pregnant Members	365	0.4%
Persons w/ Disability or Blindness	1,579	1.9%
Aged (65 or older)	662	0.8%
General Adults	1,486	1.8%
Limited Benefit Individuals	1,163	1.4%

**COVID 19 Vaccination Update:**  
**% of Members Fully Vaccinated<sup>2</sup>**



Region	Number of Members Fully Vaccinated	% Fully Vaccinated
Central	173,433	39%
Charlottesville Western	78,528	38%
Northern & Winchester	186,793	47%
Roanoke/Alleghany	60,477	35%
Southwest	36,162	31%
Tidewater	141,710	36%

<sup>1</sup> Populations and districts based on 2018 American Community Survey 1-Year Estimates and 2017 County Business Patterns. Census has not updated survey results due to data collection concerns related to COVID-19.

<sup>2</sup> Percent of members 5 years or older who have received at least two doses of Pfizer or Moderna, or at least one dose of Johnson & Johnson vaccine



# MEDICAID AT A GLANCE:

January 1, 2022

## Virginia House District 30

**Total District Population<sup>1</sup>:** 83,723

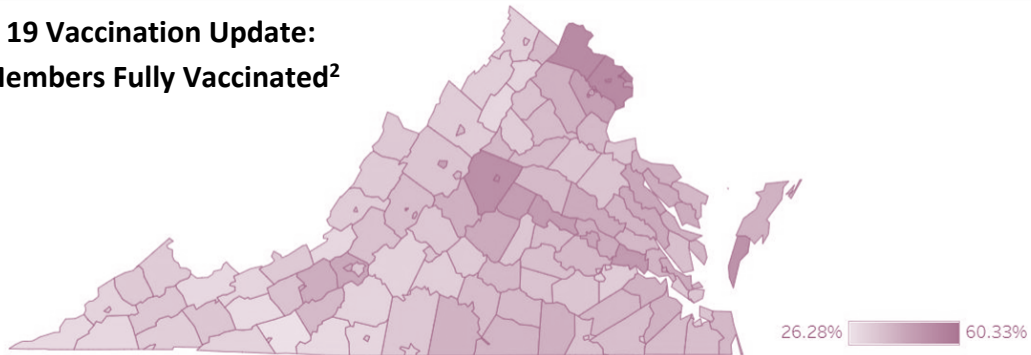
**Total Number of Medicaid/FAMIS Members in District:** 21,896

**Percent of District Population Enrolled in Medicaid/FAMIS:** **26.2%**

%

Covered Population	Number of District Members	% of District Population Enrolled in Medicaid/FAMIS
Medicaid Expansion Adults	6,513	7.8%
Children	9,699	11.6%
Pregnant Members	302	0.4%
Persons w/ Disability or Blindness	1,545	1.8%
Aged (65 or older)	904	1.1%
General Adults	1,546	1.8%
Limited Benefit Individuals	1,387	1.7%

**COVID 19 Vaccination Update:**  
**% of Members Fully Vaccinated<sup>2</sup>**



Region	Number of Members Fully Vaccinated	% Fully Vaccinated
Central	173,433	39%
Charlottesville Western	78,528	38%
Northern & Winchester	186,793	47%
Roanoke/Alleghany	60,477	35%
Southwest	36,162	31%
Tidewater	141,710	36%

<sup>1</sup> Populations and districts based on 2018 American Community Survey 1-Year Estimates and 2017 County Business Patterns. Census has not updated survey results due to data collection concerns related to COVID-19.

<sup>2</sup> Percent of members 5 years or older who have received at least two doses of Pfizer or Moderna, or at least one dose of Johnson & Johnson vaccine

## Virginia House District 31

**Total District Population<sup>1</sup>:** 85,287

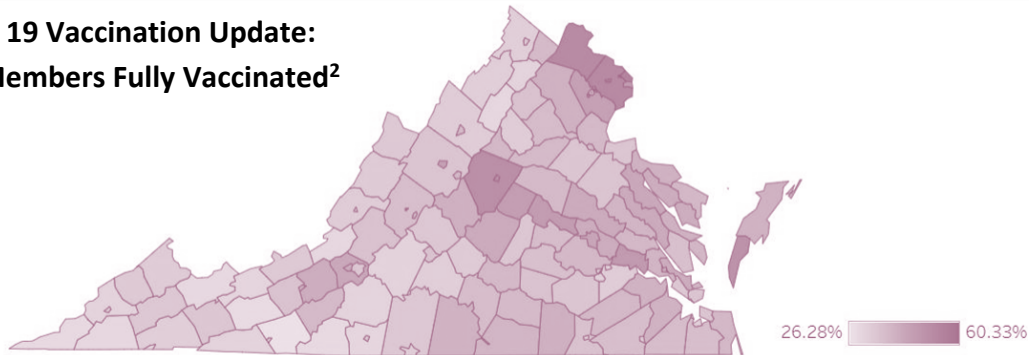
**Total Number of Medicaid/FAMIS Members in District:** 15,977

**Percent of District Population Enrolled in Medicaid/FAMIS:** **18.7%**

%

Covered Population	Number of District Members	% of District Population Enrolled in Medicaid/FAMIS
Medicaid Expansion Adults	4,926	5.8%
Children	7,519	8.8%
Pregnant Members	240	0.3%
Persons w/ Disability or Blindness	767	0.9%
Aged (65 or older)	614	0.7%
General Adults	1,275	1.5%
Limited Benefit Individuals	636	0.7%

**COVID 19 Vaccination Update:**  
**% of Members Fully Vaccinated<sup>2</sup>**



Region	Number of Members Fully Vaccinated	% Fully Vaccinated
Central	173,433	39%
Charlottesville Western	78,528	38%
Northern & Winchester	186,793	47%
Roanoke/Alleghany	60,477	35%
Southwest	36,162	31%
Tidewater	141,710	36%

<sup>1</sup> Populations and districts based on 2018 American Community Survey 1-Year Estimates and 2017 County Business Patterns. Census has not updated survey results due to data collection concerns related to COVID-19.

<sup>2</sup> Percent of members 5 years or older who have received at least two doses of Pfizer or Moderna, or at least one dose of Johnson & Johnson vaccine

## Virginia House District 32

**Total District Population<sup>1</sup>:** 92,003

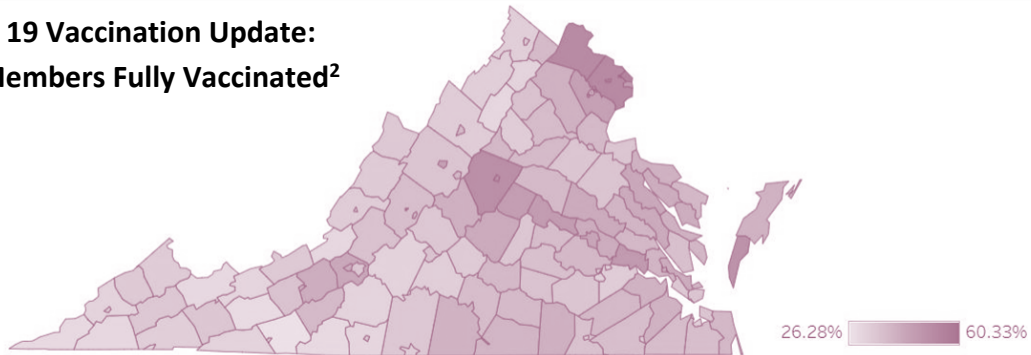
**Total Number of Medicaid/FAMIS Members in District:** 8,603

**Percent of District Population Enrolled in Medicaid/FAMIS:** **9.4%**

%

Covered Population	Number of District Members	% of District Population Enrolled in Medicaid/FAMIS
Medicaid Expansion Adults	2,660	2.9%
Children	3,872	4.2%
Pregnant Members	133	0.1%
Persons w/ Disability or Blindness	365	0.4%
Aged (65 or older)	607	0.7%
General Adults	627	0.7%
Limited Benefit Individuals	339	0.4%

**COVID 19 Vaccination Update:**  
**% of Members Fully Vaccinated<sup>2</sup>**



Region	Number of Members Fully Vaccinated	% Fully Vaccinated
Central	173,433	39%
Charlottesville Western	78,528	38%
Northern & Winchester	186,793	47%
Roanoke/Alleghany	60,477	35%
Southwest	36,162	31%
Tidewater	141,710	36%

<sup>1</sup> Populations and districts based on 2018 American Community Survey 1-Year Estimates and 2017 County Business Patterns. Census has not updated survey results due to data collection concerns related to COVID-19.

<sup>2</sup> Percent of members 5 years or older who have received at least two doses of Pfizer or Moderna, or at least one dose of Johnson & Johnson vaccine

# MEDICAID AT A GLANCE:

January 1, 2022

## Virginia House District 33

**Total District Population<sup>1</sup>:** 87,239

**Total Number of Medicaid/FAMIS Members in District:** 10,479

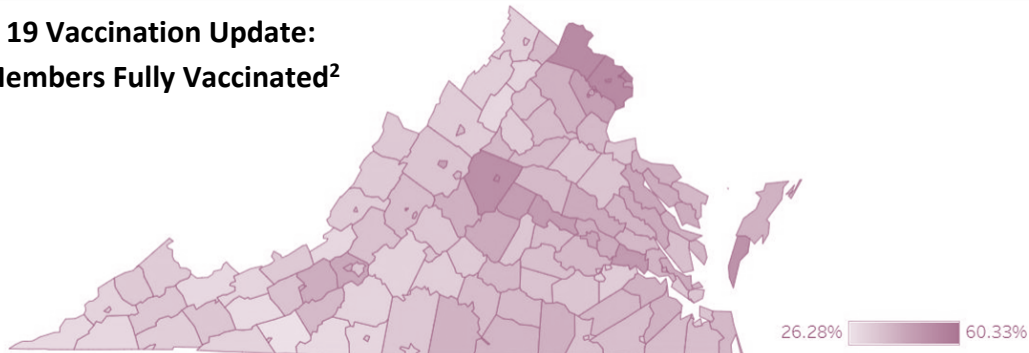
**Percent of District Population Enrolled in Medicaid/FAMIS:** **12.0%**

%

Covered Population	Number of District Members	% of District Population Enrolled in Medicaid/FAMIS
Medicaid Expansion Adults	3,187	3.7%
Children	4,752	5.4%
Pregnant Members	182	0.2%
Persons w/ Disability or Blindness	677	0.8%
Aged (65 or older)	424	0.5%
General Adults	691	0.8%
Limited Benefit Individuals	566	0.6%

### COVID 19 Vaccination Update:

**% of Members Fully Vaccinated<sup>2</sup>**



Region	Number of Members Fully Vaccinated	% Fully Vaccinated
Central	173,433	39%
Charlottesville Western	78,528	38%
Northern & Winchester	186,793	47%
Roanoke/Alleghany	60,477	35%
Southwest	36,162	31%
Tidewater	141,710	36%

<sup>1</sup> Populations and districts based on 2018 American Community Survey 1-Year Estimates and 2017 County Business Patterns. Census has not updated survey results due to data collection concerns related to COVID-19.

<sup>2</sup> Percent of members 5 years or older who have received at least two doses of Pfizer or Moderna, or at least one dose of Johnson & Johnson vaccine

## Virginia House District 34

**Total District Population<sup>1</sup>:** 83,536

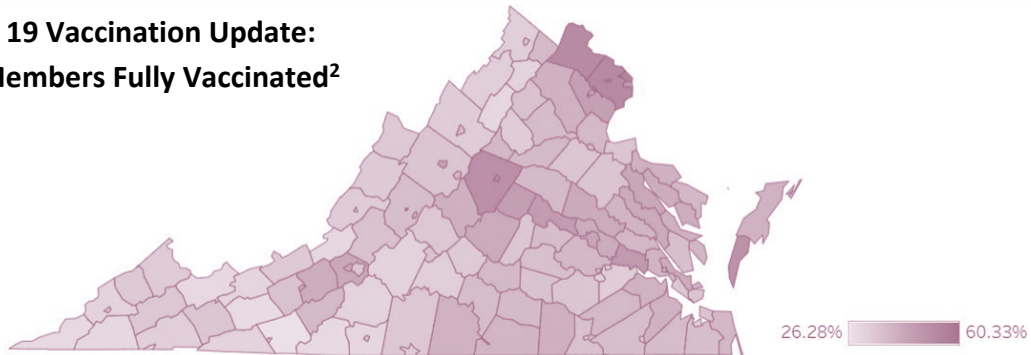
**Total Number of Medicaid/FAMIS Members in District:** 5,536

**Percent of District Population Enrolled in Medicaid/FAMIS:** **6.6%**

%

Covered Population	Number of District Members	% of District Population Enrolled in Medicaid/FAMIS
Medicaid Expansion Adults	1,989	2.4%
Children	1,924	2.3%
Pregnant Members	89	0.1%
Persons w/ Disability or Blindness	245	0.3%
Aged (65 or older)	764	0.9%
General Adults	288	0.3%
Limited Benefit Individuals	237	0.3%

**COVID 19 Vaccination Update:**  
**% of Members Fully Vaccinated<sup>2</sup>**



Region	Number of Members Fully Vaccinated	% Fully Vaccinated
Central	173,433	39%
Charlottesville Western	78,528	38%
Northern & Winchester	186,793	47%
Roanoke/Alleghany	60,477	35%
Southwest	36,162	31%
Tidewater	141,710	36%

<sup>1</sup> Populations and districts based on 2018 American Community Survey 1-Year Estimates and 2017 County Business Patterns. Census has not updated survey results due to data collection concerns related to COVID-19.

<sup>2</sup> Percent of members 5 years or older who have received at least two doses of Pfizer or Moderna, or at least one dose of Johnson & Johnson vaccine

## Virginia House District 35

**Total District Population<sup>1</sup>:** 89,287

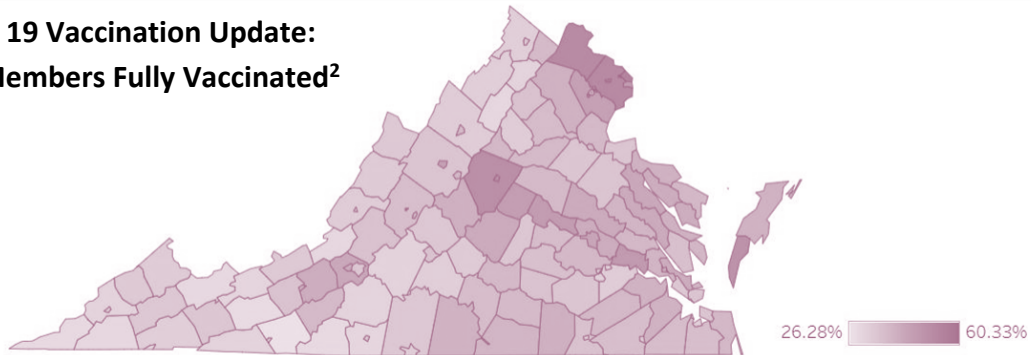
**Total Number of Medicaid/FAMIS Members in District:** 8,664

**Percent of District Population Enrolled in Medicaid/FAMIS:** **9.7%**

%

Covered Population	Number of District Members	% of District Population Enrolled in Medicaid/FAMIS
Medicaid Expansion Adults	2,931	3.3%
Children	3,460	3.9%
Pregnant Members	145	0.2%
Persons w/ Disability or Blindness	409	0.5%
Aged (65 or older)	703	0.8%
General Adults	603	0.7%
Limited Benefit Individuals	413	0.5%

**COVID 19 Vaccination Update:**  
**% of Members Fully Vaccinated<sup>2</sup>**



Region	Number of Members Fully Vaccinated	% Fully Vaccinated
Central	173,433	39%
Charlottesville Western	78,528	38%
Northern & Winchester	186,793	47%
Roanoke/Alleghany	60,477	35%
Southwest	36,162	31%
Tidewater	141,710	36%

<sup>1</sup> Populations and districts based on 2018 American Community Survey 1-Year Estimates and 2017 County Business Patterns. Census has not updated survey results due to data collection concerns related to COVID-19.

<sup>2</sup> Percent of members 5 years or older who have received at least two doses of Pfizer or Moderna, or at least one dose of Johnson & Johnson vaccine

## Virginia House District 36

**Total District Population<sup>1</sup>:** 82,967

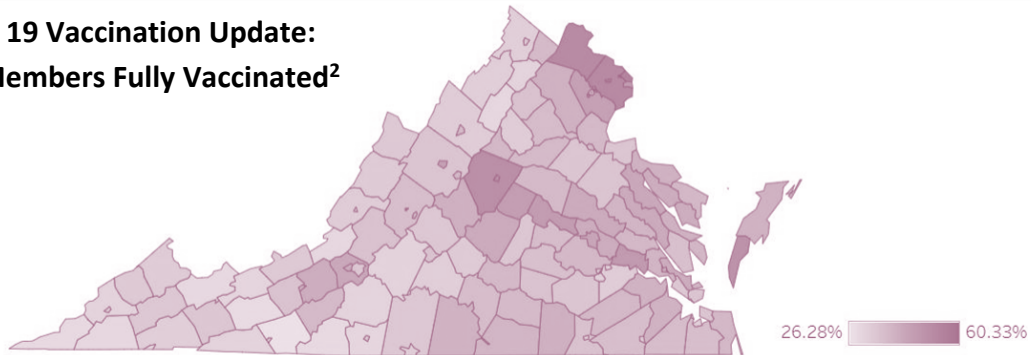
**Total Number of Medicaid/FAMIS Members in District:** 10,440

**Percent of District Population Enrolled in Medicaid/FAMIS:** **12.6%**

%

Covered Population	Number of District Members	% of District Population Enrolled in Medicaid/FAMIS
Medicaid Expansion Adults	3,183	3.8%
Children	4,606	5.6%
Pregnant Members	188	0.2%
Persons w/ Disability or Blindness	453	0.5%
Aged (65 or older)	853	1.0%
General Adults	673	0.8%
Limited Benefit Individuals	484	0.6%

**COVID 19 Vaccination Update:**  
**% of Members Fully Vaccinated<sup>2</sup>**



Region	Number of Members Fully Vaccinated	% Fully Vaccinated
Central	173,433	39%
Charlottesville Western	78,528	38%
Northern & Winchester	186,793	47%
Roanoke/Alleghany	60,477	35%
Southwest	36,162	31%
Tidewater	141,710	36%

<sup>1</sup> Populations and districts based on 2018 American Community Survey 1-Year Estimates and 2017 County Business Patterns. Census has not updated survey results due to data collection concerns related to COVID-19.

<sup>2</sup> Percent of members 5 years or older who have received at least two doses of Pfizer or Moderna, or at least one dose of Johnson & Johnson vaccine



## Virginia House District 37

**Total District Population<sup>1</sup>:** 84,646

**Total Number of Medicaid/FAMIS Members in District:** 11,669

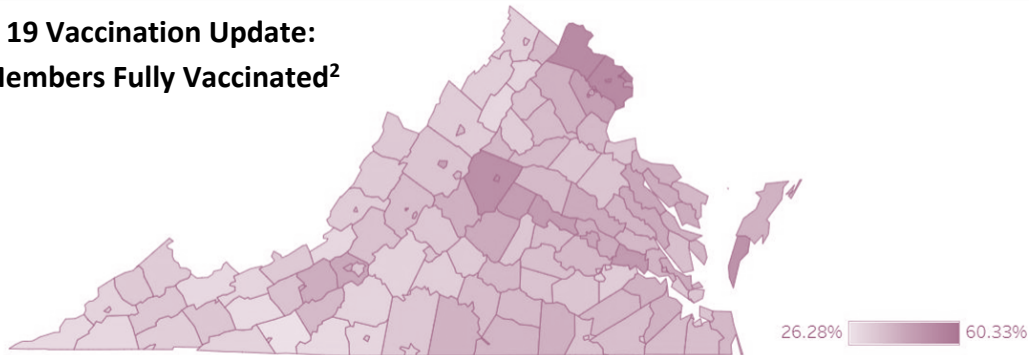
**Percent of District Population Enrolled in Medicaid/FAMIS:** **13.8%**

%

Covered Population	Number of District Members	% of District Population Enrolled in Medicaid/FAMIS
Medicaid Expansion Adults	3,682	4.3%
Children	5,079	6.0%
Pregnant Members	210	0.2%
Persons w/ Disability or Blindness	576	0.7%
Aged (65 or older)	877	1.0%
General Adults	699	0.8%
Limited Benefit Individuals	546	0.6%

### COVID 19 Vaccination Update:

**% of Members Fully Vaccinated<sup>2</sup>**



Region	Number of Members Fully Vaccinated	% Fully Vaccinated
Central	173,433	39%
Charlottesville Western	78,528	38%
Northern & Winchester	186,793	47%
Roanoke/Alleghany	60,477	35%
Southwest	36,162	31%
Tidewater	141,710	36%

<sup>1</sup> Populations and districts based on 2018 American Community Survey 1-Year Estimates and 2017 County Business Patterns. Census has not updated survey results due to data collection concerns related to COVID-19.

<sup>2</sup> Percent of members 5 years or older who have received at least two doses of Pfizer or Moderna, or at least one dose of Johnson & Johnson vaccine

# MEDICAID AT A GLANCE:

January 1, 2022

## Virginia House District 38

**Total District Population<sup>1</sup>:** 83,036

**Total Number of Medicaid/FAMIS Members in District:** 22,880

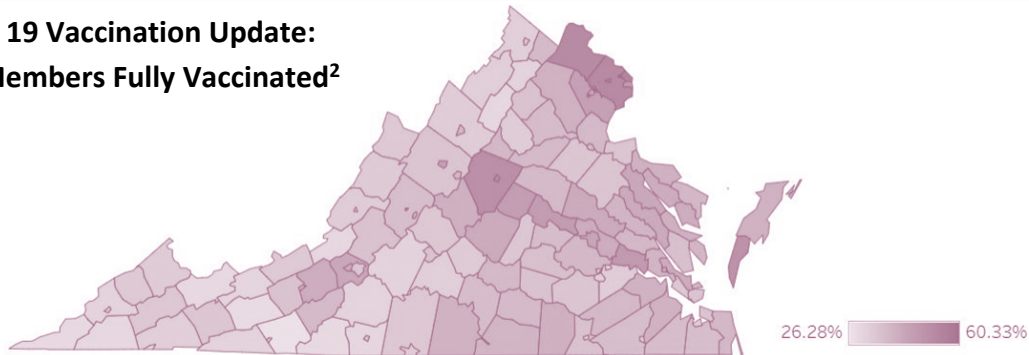
**Percent of District Population Enrolled in Medicaid/FAMIS:** **27.6%**

%

Covered Population	Number of District Members	% of District Population Enrolled in Medicaid/FAMIS
Medicaid Expansion Adults	5,842	7.0%
Children	12,268	14.8%
Pregnant Members	786	0.9%
Persons w/ Disability or Blindness	641	0.8%
Aged (65 or older)	1,370	1.6%
General Adults	1,128	1.4%
Limited Benefit Individuals	845	1.0%

### COVID 19 Vaccination Update:

**% of Members Fully Vaccinated<sup>2</sup>**



Region	Number of Members Fully Vaccinated	% Fully Vaccinated
Central	173,433	39%
Charlottesville Western	78,528	38%
Northern & Winchester	186,793	47%
Roanoke/Alleghany	60,477	35%
Southwest	36,162	31%
Tidewater	141,710	36%

<sup>1</sup> Populations and districts based on 2018 American Community Survey 1-Year Estimates and 2017 County Business Patterns. Census has not updated survey results due to data collection concerns related to COVID-19.

<sup>2</sup> Percent of members 5 years or older who have received at least two doses of Pfizer or Moderna, or at least one dose of Johnson & Johnson vaccine

## Virginia House District 39

**Total District Population<sup>1</sup>:** 84,986

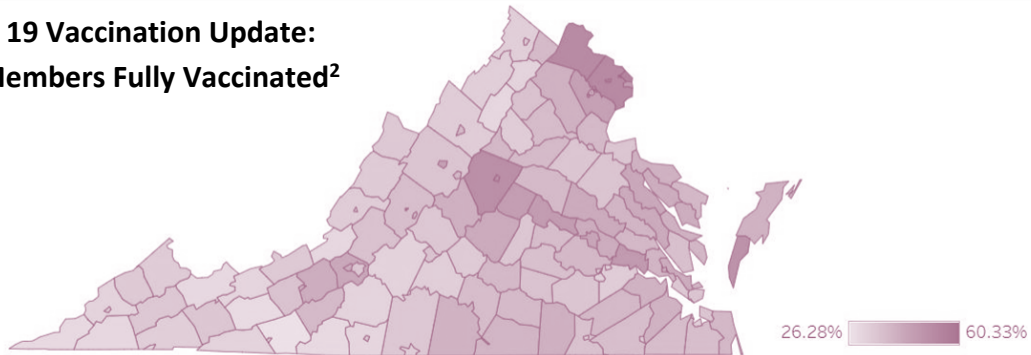
**Total Number of Medicaid/FAMIS Members in District:** 16,197

**Percent of District Population Enrolled in Medicaid/FAMIS:** **19.1%**

%

Covered Population	Number of District Members	% of District Population Enrolled in Medicaid/FAMIS
Medicaid Expansion Adults	5,046	5.9%
Children	7,509	8.8%
Pregnant Members	344	0.4%
Persons w/ Disability or Blindness	605	0.7%
Aged (65 or older)	1,038	1.2%
General Adults	948	1.1%
Limited Benefit Individuals	707	0.8%

**COVID 19 Vaccination Update:**  
**% of Members Fully Vaccinated<sup>2</sup>**



Region	Number of Members Fully Vaccinated	% Fully Vaccinated
Central	173,433	39%
Charlottesville Western	78,528	38%
Northern & Winchester	186,793	47%
Roanoke/Alleghany	60,477	35%
Southwest	36,162	31%
Tidewater	141,710	36%

<sup>1</sup> Populations and districts based on 2018 American Community Survey 1-Year Estimates and 2017 County Business Patterns. Census has not updated survey results due to data collection concerns related to COVID-19.  
<sup>2</sup> Percent of members 5 years or older who have received at least two doses of Pfizer or Moderna, or at least one dose of Johnson & Johnson vaccine

## Virginia House District 40

**Total District Population<sup>1</sup>:** 83,956

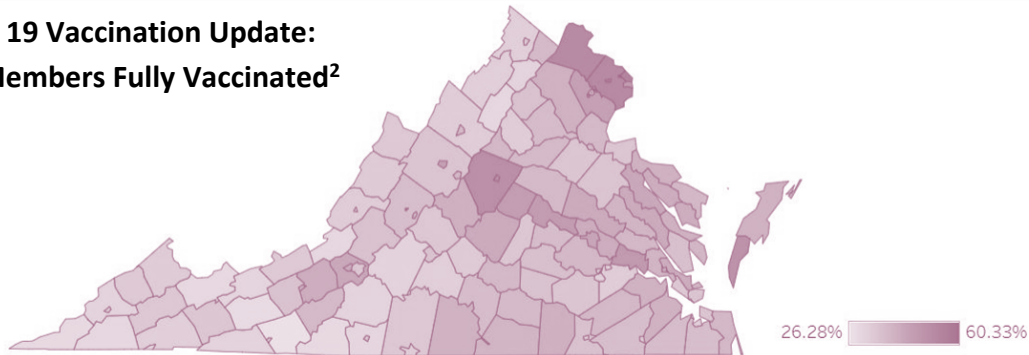
**Total Number of Medicaid/FAMIS Members in District:** 8,789

**Percent of District Population Enrolled in Medicaid/FAMIS:** **10.5%**

%

Covered Population	Number of District Members	% of District Population Enrolled in Medicaid/FAMIS
Medicaid Expansion Adults	2,940	3.5%
Children	3,599	4.3%
Pregnant Members	155	0.2%
Persons w/ Disability or Blindness	428	0.5%
Aged (65 or older)	703	0.8%
General Adults	562	0.7%
Limited Benefit Individuals	402	0.5%

**COVID 19 Vaccination Update:**  
**% of Members Fully Vaccinated<sup>2</sup>**



Region	Number of Members Fully Vaccinated	% Fully Vaccinated
Central	173,433	39%
Charlottesville Western	78,528	38%
Northern & Winchester	186,793	47%
Roanoke/Alleghany	60,477	35%
Southwest	36,162	31%
Tidewater	141,710	36%

<sup>1</sup> Populations and districts based on 2018 American Community Survey 1-Year Estimates and 2017 County Business Patterns. Census has not updated survey results due to data collection concerns related to COVID-19.

<sup>2</sup> Percent of members 5 years or older who have received at least two doses of Pfizer or Moderna, or at least one dose of Johnson & Johnson vaccine

# MEDICAID AT A GLANCE:

January 1, 2022

## Virginia House District 41

**Total District Population<sup>1</sup>:** 84,015

**Total Number of Medicaid/FAMIS Members in District:** 7,870

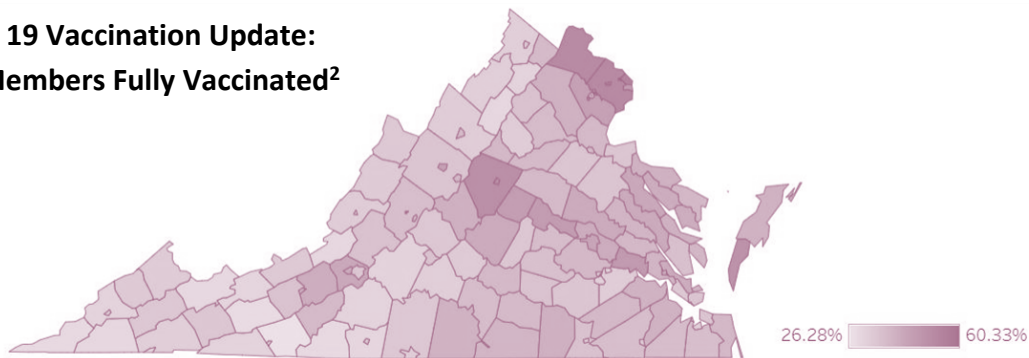
**Percent of District Population Enrolled in Medicaid/FAMIS:** **9.4%**

%

Covered Population	Number of District Members	% of District Population Enrolled in Medicaid/FAMIS
Medicaid Expansion Adults	2,838	3.4%
Children	2,915	3.5%
Pregnant Members	88	0.1%
Persons w/ Disability or Blindness	394	0.5%
Aged (65 or older)	771	0.9%
General Adults	437	0.5%
Limited Benefit Individuals	427	0.5%

### COVID 19 Vaccination Update:

**% of Members Fully Vaccinated<sup>2</sup>**



Region	Number of Members Fully Vaccinated	% Fully Vaccinated
Central	173,433	39%
Charlottesville Western	78,528	38%
Northern & Winchester	186,793	47%
Roanoke/Alleghany	60,477	35%
Southwest	36,162	31%
Tidewater	141,710	36%

<sup>1</sup> Populations and districts based on 2018 American Community Survey 1-Year Estimates and 2017 County Business Patterns. Census has not updated survey results due to data collection concerns related to COVID-19.

<sup>2</sup> Percent of members 5 years or older who have received at least two doses of Pfizer or Moderna, or at least one dose of Johnson & Johnson vaccine

# MEDICAID AT A GLANCE:

January 1, 2022

## Virginia House District 42

**Total District Population<sup>1</sup>:** 81,989

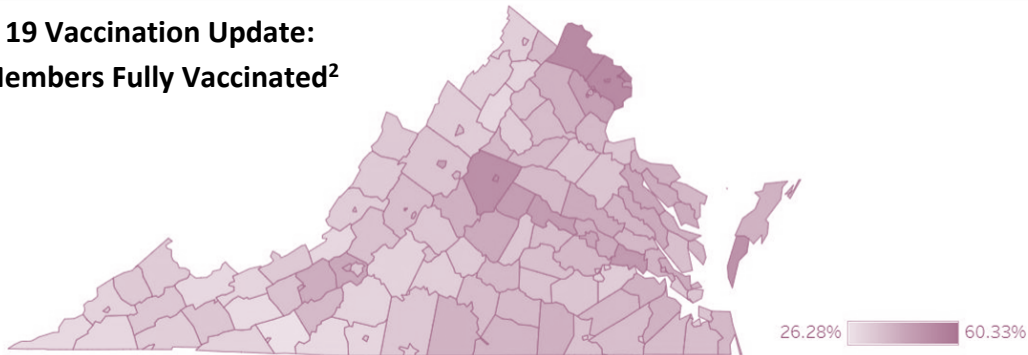
**Total Number of Medicaid/FAMIS Members in District:** 7,799

**Percent of District Population Enrolled in Medicaid/FAMIS:** **9.5%**

%

Covered Population	Number of District Members	% of District Population Enrolled in Medicaid/FAMIS
Medicaid Expansion Adults	2,704	3.3%
Children	3,100	3.8%
Pregnant Members	106	0.1%
Persons w/ Disability or Blindness	403	0.5%
Aged (65 or older)	557	0.7%
General Adults	570	0.7%
Limited Benefit Individuals	359	0.4%

**COVID 19 Vaccination Update:**  
**% of Members Fully Vaccinated<sup>2</sup>**



Region	Number of Members Fully Vaccinated	% Fully Vaccinated
Central	173,433	39%
Charlottesville Western	78,528	38%
Northern & Winchester	186,793	47%
Roanoke/Alleghany	60,477	35%
Southwest	36,162	31%
Tidewater	141,710	36%

<sup>1</sup> Populations and districts based on 2018 American Community Survey 1-Year Estimates and 2017 County Business Patterns. Census has not updated survey results due to data collection concerns related to COVID-19.  
<sup>2</sup> Percent of members 5 years or older who have received at least two doses of Pfizer or Moderna, or at least one dose of Johnson & Johnson vaccine

## Virginia House District 43

**Total District Population<sup>1</sup>:** 86,497

**Total Number of Medicaid/FAMIS Members in District:** 13,342

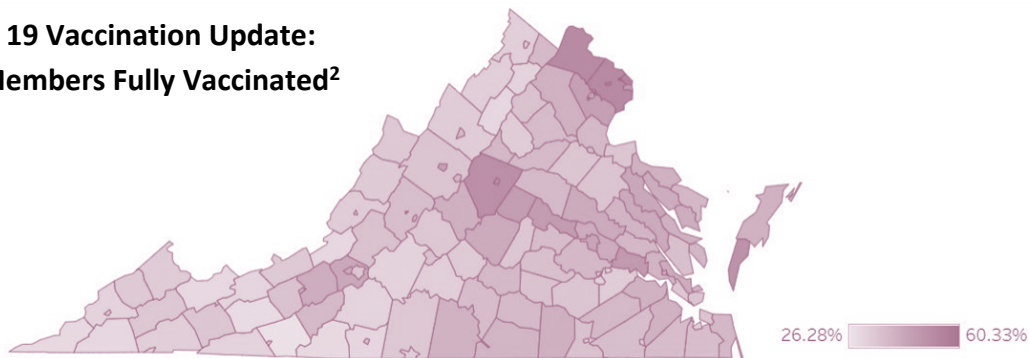
**Percent of District Population Enrolled in Medicaid/FAMIS:** **15.4%**

%

Covered Population	Number of District Members	% of District Population Enrolled in Medicaid/FAMIS
Medicaid Expansion Adults	4,225	4.9%
Children	6,183	7.1%
Pregnant Members	249	0.3%
Persons w/ Disability or Blindness	536	0.6%
Aged (65 or older)	615	0.7%
General Adults	935	1.1%
Limited Benefit Individuals	599	0.7%

### COVID 19 Vaccination Update:

**% of Members Fully Vaccinated<sup>2</sup>**



Region	Number of Members Fully Vaccinated	% Fully Vaccinated
Central	173,433	39%
Charlottesville Western	78,528	38%
Northern & Winchester	186,793	47%
Roanoke/Alleghany	60,477	35%
Southwest	36,162	31%
Tidewater	141,710	36%

<sup>1</sup> Populations and districts based on 2018 American Community Survey 1-Year Estimates and 2017 County Business Patterns. Census has not updated survey results due to data collection concerns related to COVID-19.

<sup>2</sup> Percent of members 5 years or older who have received at least two doses of Pfizer or Moderna, or at least one dose of Johnson & Johnson vaccine



## Virginia House District 44

**Total District Population<sup>1</sup>:** 86,713

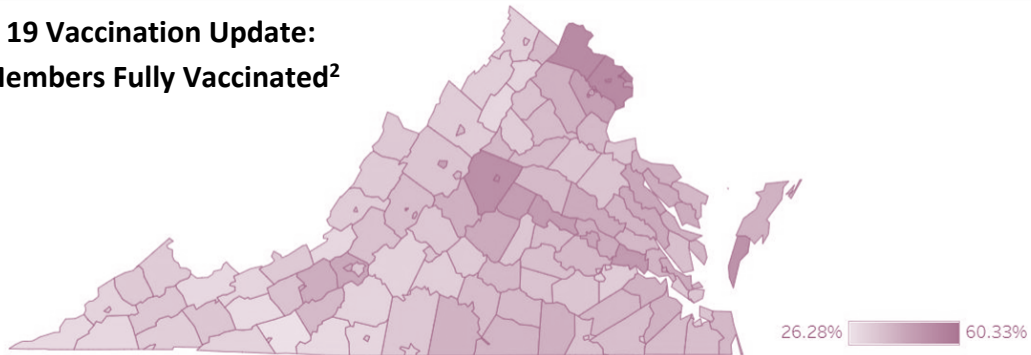
**Total Number of Medicaid/FAMIS Members in District:** 17,604

**Percent of District Population Enrolled in Medicaid/FAMIS:** **20.3%**

%

Covered Population	Number of District Members	% of District Population Enrolled in Medicaid/FAMIS
Medicaid Expansion Adults	4,353	5.0%
Children	9,569	11.0%
Pregnant Members	434	0.5%
Persons w/ Disability or Blindness	709	0.8%
Aged (65 or older)	659	0.8%
General Adults	1,115	1.3%
Limited Benefit Individuals	765	0.9%

**COVID 19 Vaccination Update:**  
**% of Members Fully Vaccinated<sup>2</sup>**



Region	Number of Members Fully Vaccinated	% Fully Vaccinated
Central	173,433	39%
Charlottesville Western	78,528	38%
Northern & Winchester	186,793	47%
Roanoke/Alleghany	60,477	35%
Southwest	36,162	31%
Tidewater	141,710	36%

<sup>1</sup> Populations and districts based on 2018 American Community Survey 1-Year Estimates and 2017 County Business Patterns. Census has not updated survey results due to data collection concerns related to COVID-19.

<sup>2</sup> Percent of members 5 years or older who have received at least two doses of Pfizer or Moderna, or at least one dose of Johnson & Johnson vaccine

## Virginia House District 45

**Total District Population<sup>1</sup>:** 85,662

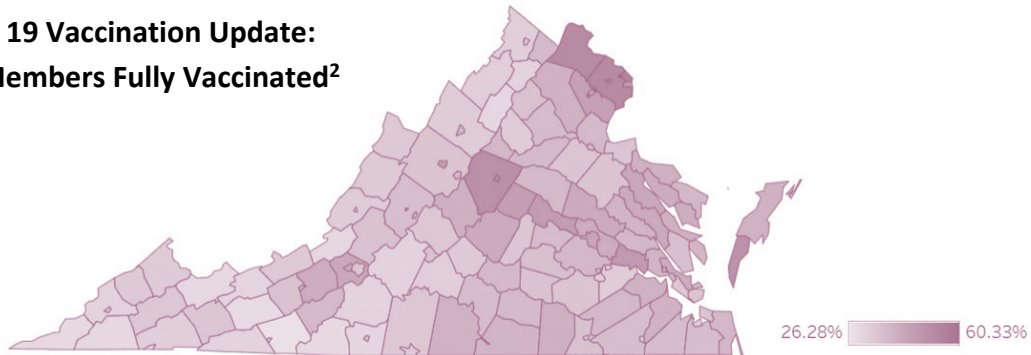
**Total Number of Medicaid/FAMIS Members in District:** 10,501

**Percent of District Population Enrolled in Medicaid/FAMIS:** **12.3%**

%

Covered Population	Number of District Members	% of District Population Enrolled in Medicaid/FAMIS
Medicaid Expansion Adults	3,240	3.8%
Children	4,709	5.5%
Pregnant Members	242	0.3%
Persons w/ Disability or Blindness	591	0.7%
Aged (65 or older)	574	0.7%
General Adults	635	0.7%
Limited Benefit Individuals	510	0.6%

**COVID 19 Vaccination Update:**  
**% of Members Fully Vaccinated<sup>2</sup>**



Region	Number of Members Fully Vaccinated	% Fully Vaccinated
Central	173,433	39%
Charlottesville Western	78,528	38%
Northern & Winchester	186,793	47%
Roanoke/Alleghany	60,477	35%
Southwest	36,162	31%
Tidewater	141,710	36%

<sup>1</sup> Populations and districts based on 2018 American Community Survey 1-Year Estimates and 2017 County Business Patterns. Census has not updated survey results due to data collection concerns related to COVID-19.

<sup>2</sup> Percent of members 5 years or older who have received at least two doses of Pfizer or Moderna, or at least one dose of Johnson & Johnson vaccine

## Virginia House District 46

**Total District Population<sup>1</sup>:** 86,893

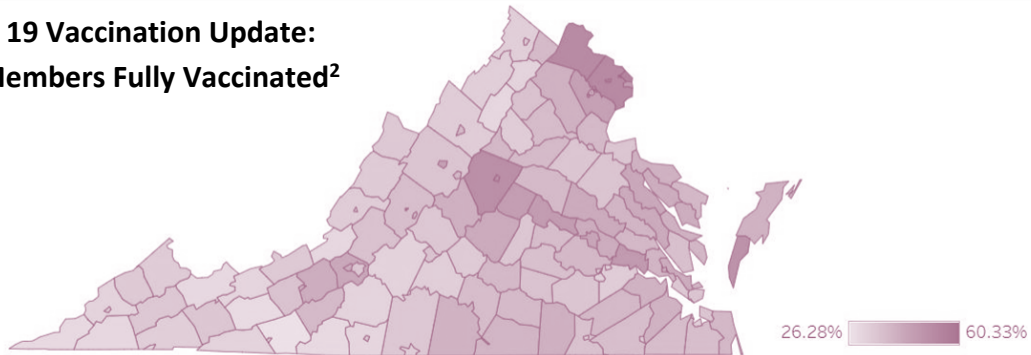
**Total Number of Medicaid/FAMIS Members in District:** 18,890

**Percent of District Population Enrolled in Medicaid/FAMIS:** **21.7%**

%

Covered Population	Number of District Members	% of District Population Enrolled in Medicaid/FAMIS
Medicaid Expansion Adults	5,398	6.2%
Children	9,274	10.7%
Pregnant Members	484	0.6%
Persons w/ Disability or Blindness	536	0.6%
Aged (65 or older)	880	1.0%
General Adults	1,638	1.9%
Limited Benefit Individuals	680	0.8%

**COVID 19 Vaccination Update:**  
**% of Members Fully Vaccinated<sup>2</sup>**



Region	Number of Members Fully Vaccinated	% Fully Vaccinated
Central	173,433	39%
Charlottesville Western	78,528	38%
Northern & Winchester	186,793	47%
Roanoke/Alleghany	60,477	35%
Southwest	36,162	31%
Tidewater	141,710	36%

<sup>1</sup> Populations and districts based on 2018 American Community Survey 1-Year Estimates and 2017 County Business Patterns. Census has not updated survey results due to data collection concerns related to COVID-19.

<sup>2</sup> Percent of members 5 years or older who have received at least two doses of Pfizer or Moderna, or at least one dose of Johnson & Johnson vaccine

# MEDICAID AT A GLANCE:

January 1, 2022

## Virginia House District 47

**Total District Population<sup>1</sup>:** 88,142

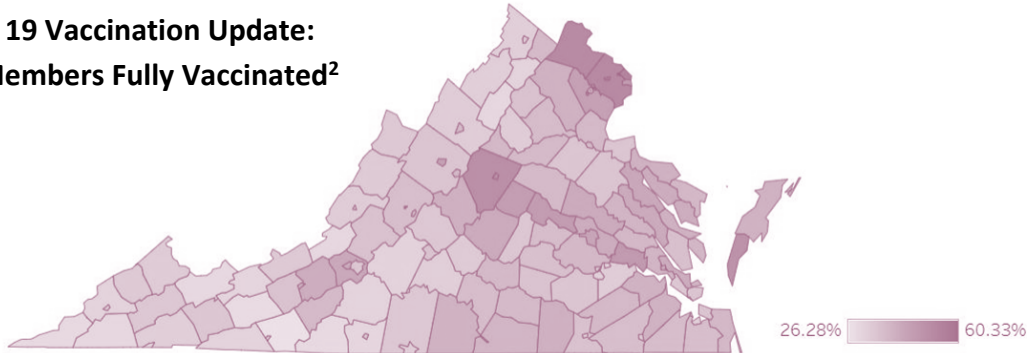
**Total Number of Medicaid/FAMIS Members in District:** 9,236

**Percent of District Population Enrolled in Medicaid/FAMIS:** **10.5%**

%

Covered Population	Number of District Members	% of District Population Enrolled in Medicaid/FAMIS
Medicaid Expansion Adults	2,730	3.1%
Children	3,798	4.3%
Pregnant Members	174	0.2%
Persons w/ Disability or Blindness	608	0.7%
Aged (65 or older)	870	1.0%
General Adults	407	0.5%
Limited Benefit Individuals	649	0.7%

**COVID 19 Vaccination Update:**  
**% of Members Fully Vaccinated<sup>2</sup>**



Region	Number of Members Fully Vaccinated	% Fully Vaccinated
Central	173,433	39%
Charlottesville Western	78,528	38%
Northern & Winchester	186,793	47%
Roanoke/Alleghany	60,477	35%
Southwest	36,162	31%
Tidewater	141,710	36%

<sup>1</sup> Populations and districts based on 2018 American Community Survey 1-Year Estimates and 2017 County Business Patterns. Census has not updated survey results due to data collection concerns related to COVID-19.

<sup>2</sup> Percent of members 5 years or older who have received at least two doses of Pfizer or Moderna, or at least one dose of Johnson & Johnson vaccine

## Virginia House District 48

**Total District Population<sup>1</sup>:** 82,136

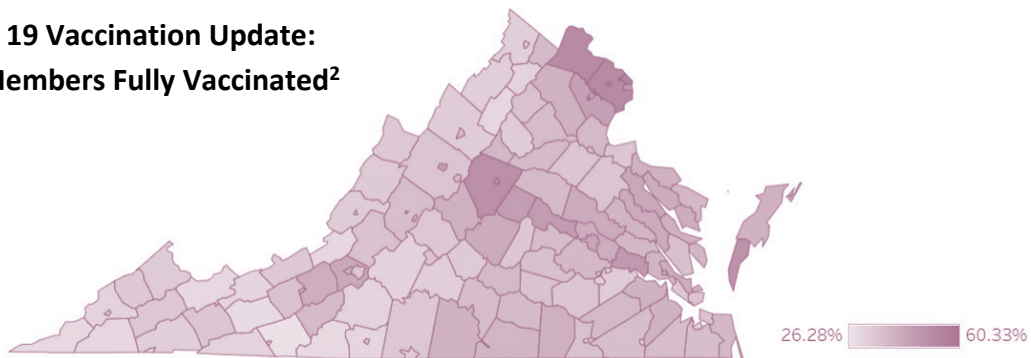
**Total Number of Medicaid/FAMIS Members in District:** 4,727

**Percent of District Population Enrolled in Medicaid/FAMIS:** **5.8%**

%

Covered Population	Number of District Members	% of District Population Enrolled in Medicaid/FAMIS
Medicaid Expansion Adults	1,787	2.2%
Children	1,397	1.7%
Pregnant Members	59	0.1%
Persons w/ Disability or Blindness	328	0.4%
Aged (65 or older)	687	0.8%
General Adults	221	0.3%
Limited Benefit Individuals	248	0.3%

**COVID 19 Vaccination Update:**  
**% of Members Fully Vaccinated<sup>2</sup>**



Region	Number of Members Fully Vaccinated	% Fully Vaccinated
Central	173,433	39%
Charlottesville Western	78,528	38%
Northern & Winchester	186,793	47%
Roanoke/Alleghany	60,477	35%
Southwest	36,162	31%
Tidewater	141,710	36%

<sup>1</sup> Populations and districts based on 2018 American Community Survey 1-Year Estimates and 2017 County Business Patterns. Census has not updated survey results due to data collection concerns related to COVID-19.  
<sup>2</sup> Percent of members 5 years or older who have received at least two doses of Pfizer or Moderna, or at least one dose of Johnson & Johnson vaccine

# MEDICAID AT A GLANCE:

January 1, 2022

## Virginia House District 49

**Total District Population<sup>1</sup>:** 90,164

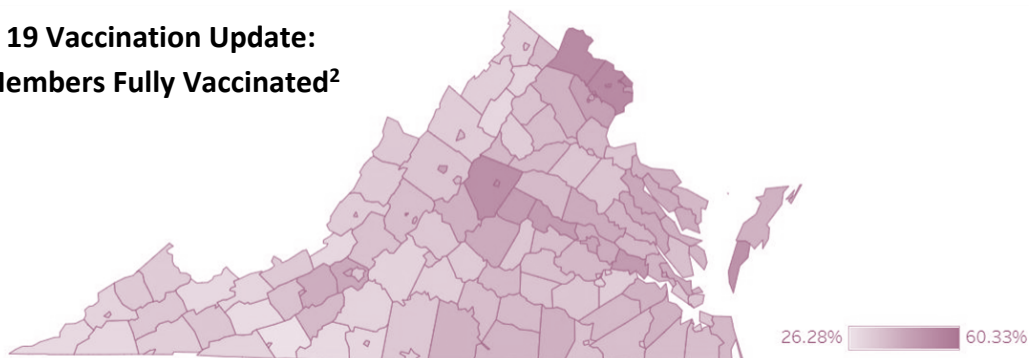
**Total Number of Medicaid/FAMIS Members in District:** 18,281

**Percent of District Population Enrolled in Medicaid/FAMIS:** **20.3%**

%

Covered Population	Number of District Members	% of District Population Enrolled in Medicaid/FAMIS
Medicaid Expansion Adults	5,009	5.6%
Children	9,268	10.3%
Pregnant Members	426	0.5%
Persons w/ Disability or Blindness	723	0.8%
Aged (65 or older)	844	0.9%
General Adults	1,134	1.3%
Limited Benefit Individuals	877	1.0%

### COVID 19 Vaccination Update: % of Members Fully Vaccinated<sup>2</sup>



Region	Number of Members Fully Vaccinated	% Fully Vaccinated
Central	173,433	39%
Charlottesville Western	78,528	38%
Northern & Winchester	186,793	47%
Roanoke/Alleghany	60,477	35%
Southwest	36,162	31%
Tidewater	141,710	36%

<sup>1</sup> Populations and districts based on 2018 American Community Survey 1-Year Estimates and 2017 County Business Patterns. Census has not updated survey results due to data collection concerns related to COVID-19.

<sup>2</sup> Percent of members 5 years or older who have received at least two doses of Pfizer or Moderna, or at least one dose of Johnson & Johnson vaccine

## Virginia House District 50

**Total District Population<sup>1</sup>:** 88,013

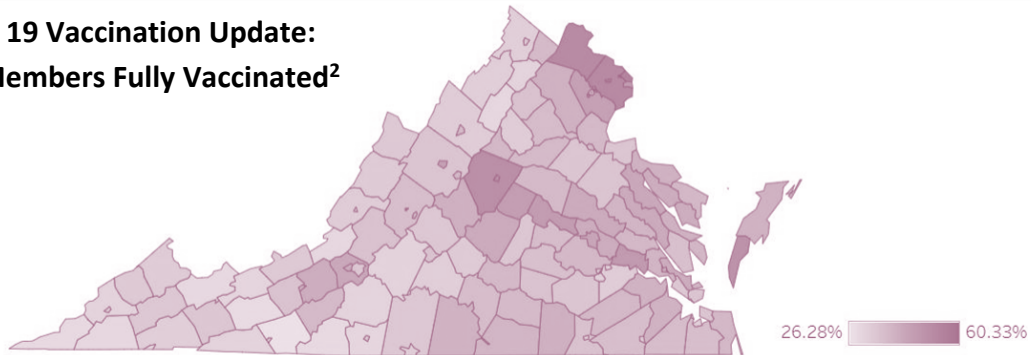
**Total Number of Medicaid/FAMIS Members in District:** 19,117

**Percent of District Population Enrolled in Medicaid/FAMIS:** **21.7%**

%

Covered Population	Number of District Members	% of District Population Enrolled in Medicaid/FAMIS
Medicaid Expansion Adults	4,581	5.2%
Children	10,872	12.4%
Pregnant Members	434	0.5%
Persons w/ Disability or Blindness	680	0.8%
Aged (65 or older)	703	0.8%
General Adults	1,120	1.3%
Limited Benefit Individuals	727	0.8%

**COVID 19 Vaccination Update:**  
**% of Members Fully Vaccinated<sup>2</sup>**



Region	Number of Members Fully Vaccinated	% Fully Vaccinated
Central	173,433	39%
Charlottesville Western	78,528	38%
Northern & Winchester	186,793	47%
Roanoke/Alleghany	60,477	35%
Southwest	36,162	31%
Tidewater	141,710	36%

<sup>1</sup> Populations and districts based on 2018 American Community Survey 1-Year Estimates and 2017 County Business Patterns. Census has not updated survey results due to data collection concerns related to COVID-19.

<sup>2</sup> Percent of members 5 years or older who have received at least two doses of Pfizer or Moderna, or at least one dose of Johnson & Johnson vaccine



## Virginia House District 51

**Total District Population<sup>1</sup>:** 84,859

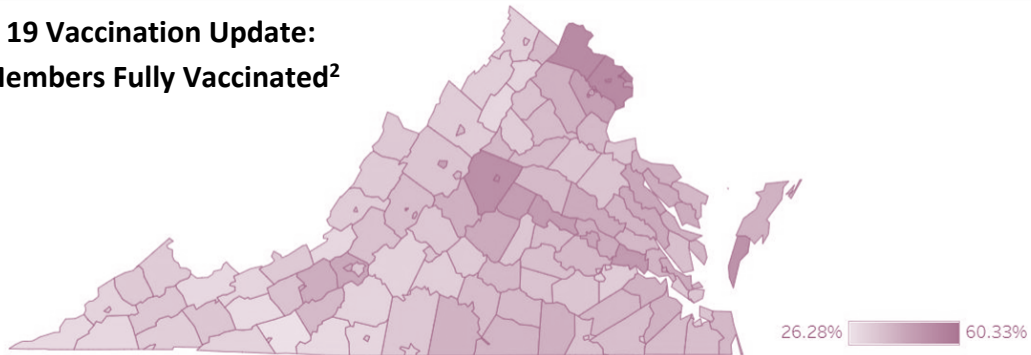
**Total Number of Medicaid/FAMIS Members in District:** 12,589

**Percent of District Population Enrolled in Medicaid/FAMIS:** **14.8%**

%

Covered Population	Number of District Members	% of District Population Enrolled in Medicaid/FAMIS
Medicaid Expansion Adults	3,842	4.5%
Children	5,938	7.0%
Pregnant Members	188	0.2%
Persons w/ Disability or Blindness	573	0.7%
Aged (65 or older)	429	0.5%
General Adults	1,043	1.2%
Limited Benefit Individuals	576	0.7%

**COVID 19 Vaccination Update:**  
**% of Members Fully Vaccinated<sup>2</sup>**



Region	Number of Members Fully Vaccinated	% Fully Vaccinated
Central	173,433	39%
Charlottesville Western	78,528	38%
Northern & Winchester	186,793	47%
Roanoke/Alleghany	60,477	35%
Southwest	36,162	31%
Tidewater	141,710	36%

<sup>1</sup> Populations and districts based on 2018 American Community Survey 1-Year Estimates and 2017 County Business Patterns. Census has not updated survey results due to data collection concerns related to COVID-19.

<sup>2</sup> Percent of members 5 years or older who have received at least two doses of Pfizer or Moderna, or at least one dose of Johnson & Johnson vaccine

## Virginia House District 52

**Total District Population<sup>1</sup>:** 92,104

**Total Number of Medicaid/FAMIS Members in District:** 26,449

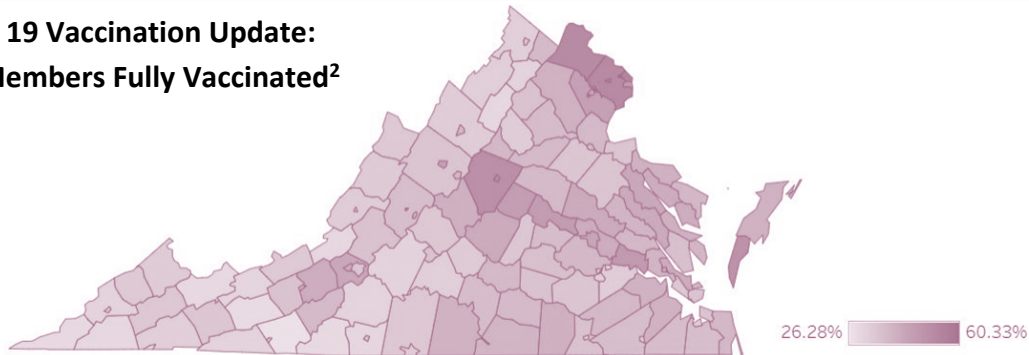
**Percent of District Population Enrolled in Medicaid/FAMIS:** **28.7%**

%

Covered Population	Number of District Members	% of District Population Enrolled in Medicaid/FAMIS
Medicaid Expansion Adults	6,747	7.3%
Children	14,264	15.5%
Pregnant Members	548	0.6%
Persons w/ Disability or Blindness	1,010	1.1%
Aged (65 or older)	716	0.8%
General Adults	2,040	2.2%
Limited Benefit Individuals	1,124	1.2%

### COVID 19 Vaccination Update:

**% of Members Fully Vaccinated<sup>2</sup>**



Region	Number of Members Fully Vaccinated	% Fully Vaccinated
Central	173,433	39%
Charlottesville Western	78,528	38%
Northern & Winchester	186,793	47%
Roanoke/Alleghany	60,477	35%
Southwest	36,162	31%
Tidewater	141,710	36%

<sup>1</sup> Populations and districts based on 2018 American Community Survey 1-Year Estimates and 2017 County Business Patterns. Census has not updated survey results due to data collection concerns related to COVID-19.

<sup>2</sup> Percent of members 5 years or older who have received at least two doses of Pfizer or Moderna, or at least one dose of Johnson & Johnson vaccine

## Virginia House District 53

**Total District Population<sup>1</sup>:** 84,356

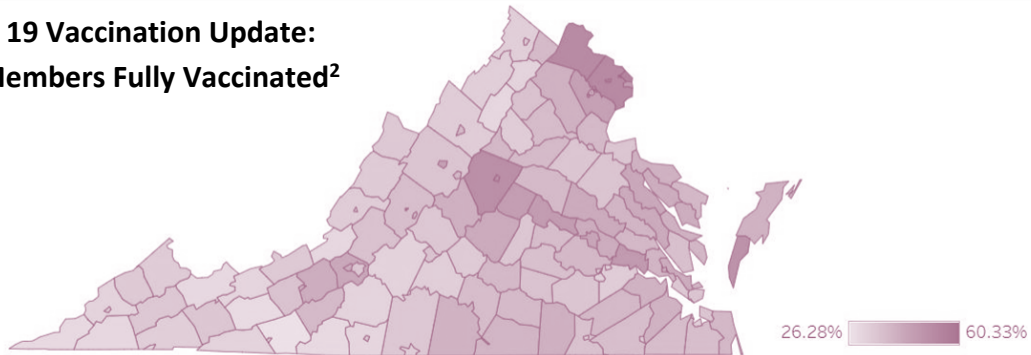
**Total Number of Medicaid/FAMIS Members in District:** 10,987

**Percent of District Population Enrolled in Medicaid/FAMIS:** **13.0%**

%

Covered Population	Number of District Members	% of District Population Enrolled in Medicaid/FAMIS
Medicaid Expansion Adults	3,013	3.6%
Children	5,702	6.8%
Pregnant Members	291	0.3%
Persons w/ Disability or Blindness	371	0.4%
Aged (65 or older)	570	0.7%
General Adults	572	0.7%
Limited Benefit Individuals	468	0.6%

**COVID 19 Vaccination Update:**  
**% of Members Fully Vaccinated<sup>2</sup>**



Region	Number of Members Fully Vaccinated	% Fully Vaccinated
Central	173,433	39%
Charlottesville Western	78,528	38%
Northern & Winchester	186,793	47%
Roanoke/Alleghany	60,477	35%
Southwest	36,162	31%
Tidewater	141,710	36%

<sup>1</sup> Populations and districts based on 2018 American Community Survey 1-Year Estimates and 2017 County Business Patterns. Census has not updated survey results due to data collection concerns related to COVID-19.

<sup>2</sup> Percent of members 5 years or older who have received at least two doses of Pfizer or Moderna, or at least one dose of Johnson & Johnson vaccine

# MEDICAID AT A GLANCE:

January 1, 2022

## Virginia House District 54

**Total District Population<sup>1</sup>:** 84,953

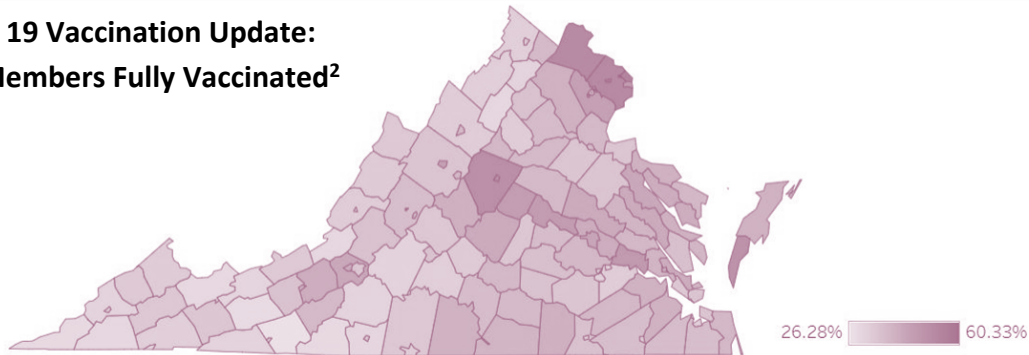
**Total Number of Medicaid/FAMIS Members in District:** 24,039

**Percent of District Population Enrolled in Medicaid/FAMIS:** **28.3%**

Covered Population	Number of District Members	% of District Population Enrolled in Medicaid/FAMIS
Medicaid Expansion Adults	7,369	8.7%
Children	11,058	13.0%
Pregnant Members	384	0.5%
Persons w/ Disability or Blindness	1,483	1.7%
Aged (65 or older)	592	0.7%
General Adults	1,949	2.3%
Limited Benefit Individuals	1,204	1.4%

### COVID 19 Vaccination Update:

**% of Members Fully Vaccinated<sup>2</sup>**



Region	Number of Members Fully Vaccinated	% Fully Vaccinated
Central	173,433	39%
Charlottesville Western	78,528	38%
Northern & Winchester	186,793	47%
Roanoke/Alleghany	60,477	35%
Southwest	36,162	31%
Tidewater	141,710	36%

<sup>1</sup> Populations and districts based on 2018 American Community Survey 1-Year Estimates and 2017 County Business Patterns. Census has not updated survey results due to data collection concerns related to COVID-19.

<sup>2</sup> Percent of members 5 years or older who have received at least two doses of Pfizer or Moderna, or at least one dose of Johnson & Johnson vaccine

Virginia House District 55

Total District Population<sup>1</sup>: 81,691

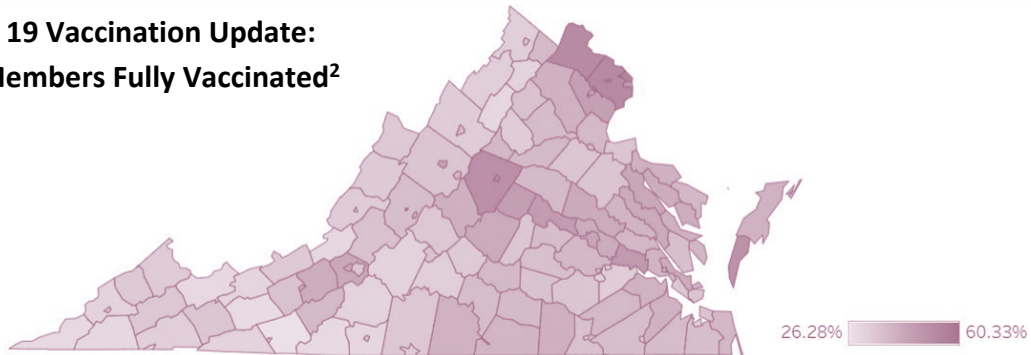
Total Number of Medicaid/FAMIS Members in District: 15,121

Percent of District Population Enrolled in Medicaid/FAMIS: **18.5%**

%

Covered Population	Number of District Members	% of District Population Enrolled in Medicaid/FAMIS
Medicaid Expansion Adults	5,117	6.3%
Children	6,131	7.5%
Pregnant Members	201	0.2%
Persons w/ Disability or Blindness	1,083	1.3%
Aged (65 or older)	503	0.6%
General Adults	1,184	1.4%
Limited Benefit Individuals	902	1.1%

COVID 19 Vaccination Update:  
% of Members Fully Vaccinated<sup>2</sup>



Region	Number of Members Fully Vaccinated	% Fully Vaccinated
Central	173,433	39%
Charlottesville Western	78,528	38%
Northern & Winchester	186,793	47%
Roanoke/Alleghany	60,477	35%
Southwest	36,162	31%
Tidewater	141,710	36%

<sup>1</sup> Populations and districts based on 2018 American Community Survey 1-Year Estimates and 2017 County Business Patterns. Census has not updated survey results due to data collection concerns related to COVID-19.

<sup>2</sup> Percent of members 5 years or older who have received at least two doses of Pfizer or Moderna, or at least one dose of Johnson & Johnson vaccine

## Virginia House District 56

**Total District Population<sup>1</sup>:** 83,261

**Total Number of Medicaid/FAMIS Members in District:** 13,237

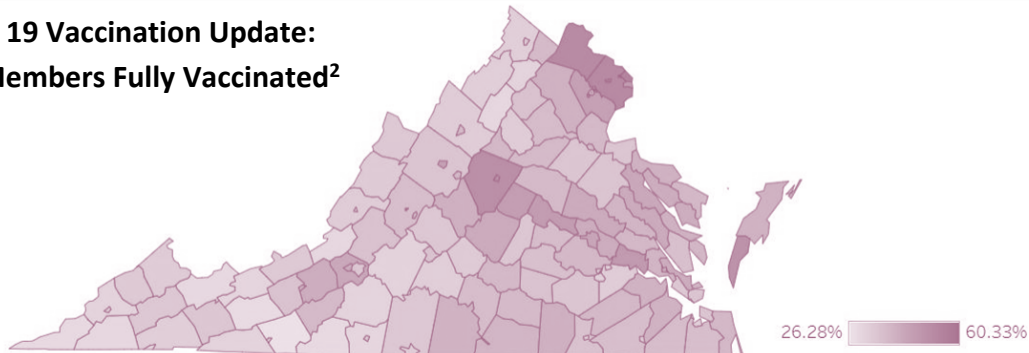
**Percent of District Population Enrolled in Medicaid/FAMIS:** **15.9%**

%

Covered Population	Number of District Members	% of District Population Enrolled in Medicaid/FAMIS
Medicaid Expansion Adults	4,399	5.3%
Children	5,203	6.2%
Pregnant Members	173	0.2%
Persons w/ Disability or Blindness	985	1.2%
Aged (65 or older)	629	0.8%
General Adults	1,001	1.2%
Limited Benefit Individuals	847	1.0%

### COVID 19 Vaccination Update:

**% of Members Fully Vaccinated<sup>2</sup>**



Region	Number of Members Fully Vaccinated	% Fully Vaccinated
Central	173,433	39%
Charlottesville Western	78,528	38%
Northern & Winchester	186,793	47%
Roanoke/Alleghany	60,477	35%
Southwest	36,162	31%
Tidewater	141,710	36%

<sup>1</sup> Populations and districts based on 2018 American Community Survey 1-Year Estimates and 2017 County Business Patterns. Census has not updated survey results due to data collection concerns related to COVID-19.

<sup>2</sup> Percent of members 5 years or older who have received at least two doses of Pfizer or Moderna, or at least one dose of Johnson & Johnson vaccine

## Virginia House District 57

**Total District Population<sup>1</sup>:** 85,479

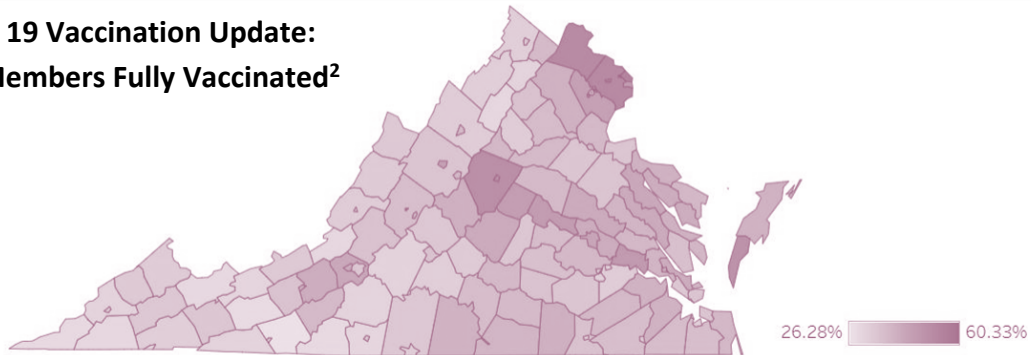
**Total Number of Medicaid/FAMIS Members in District:** 15,888

**Percent of District Population Enrolled in Medicaid/FAMIS:** **18.6%**

%

Covered Population	Number of District Members	% of District Population Enrolled in Medicaid/FAMIS
Medicaid Expansion Adults	5,117	6.0%
Children	6,383	7.5%
Pregnant Members	196	0.2%
Persons w/ Disability or Blindness	1,359	1.6%
Aged (65 or older)	715	0.8%
General Adults	1,252	1.5%
Limited Benefit Individuals	866	1.0%

**COVID 19 Vaccination Update:**  
**% of Members Fully Vaccinated<sup>2</sup>**



Region	Number of Members Fully Vaccinated	% Fully Vaccinated
Central	173,433	39%
Charlottesville Western	78,528	38%
Northern & Winchester	186,793	47%
Roanoke/Alleghany	60,477	35%
Southwest	36,162	31%
Tidewater	141,710	36%

<sup>1</sup> Populations and districts based on 2018 American Community Survey 1-Year Estimates and 2017 County Business Patterns. Census has not updated survey results due to data collection concerns related to COVID-19.

<sup>2</sup> Percent of members 5 years or older who have received at least two doses of Pfizer or Moderna, or at least one dose of Johnson & Johnson vaccine



## Virginia House District 58

**Total District Population<sup>1</sup>:** 83,373

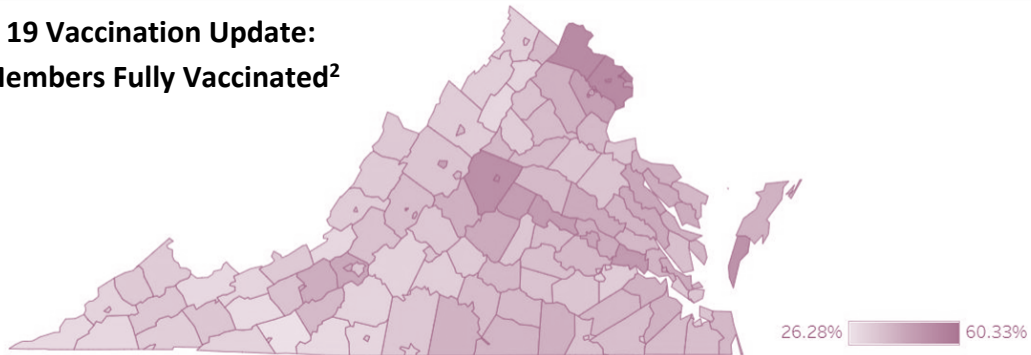
**Total Number of Medicaid/FAMIS Members in District:** 15,370

**Percent of District Population Enrolled in Medicaid/FAMIS:** **18.4%**

%

Covered Population	Number of District Members	% of District Population Enrolled in Medicaid/FAMIS
Medicaid Expansion Adults	5,008	6.0%
Children	6,313	7.6%
Pregnant Members	173	0.2%
Persons w/ Disability or Blindness	1,207	1.4%
Aged (65 or older)	574	0.7%
General Adults	1,085	1.3%
Limited Benefit Individuals	1,010	1.2%

**COVID 19 Vaccination Update:**  
**% of Members Fully Vaccinated<sup>2</sup>**



Region	Number of Members Fully Vaccinated	% Fully Vaccinated
Central	173,433	39%
Charlottesville Western	78,528	38%
Northern & Winchester	186,793	47%
Roanoke/Alleghany	60,477	35%
Southwest	36,162	31%
Tidewater	141,710	36%

<sup>1</sup> Populations and districts based on 2018 American Community Survey 1-Year Estimates and 2017 County Business Patterns. Census has not updated survey results due to data collection concerns related to COVID-19.

<sup>2</sup> Percent of members 5 years or older who have received at least two doses of Pfizer or Moderna, or at least one dose of Johnson & Johnson vaccine

# MEDICAID AT A GLANCE:

January 1, 2022

## Virginia House District 59

**Total District Population<sup>1</sup>:** 79,209

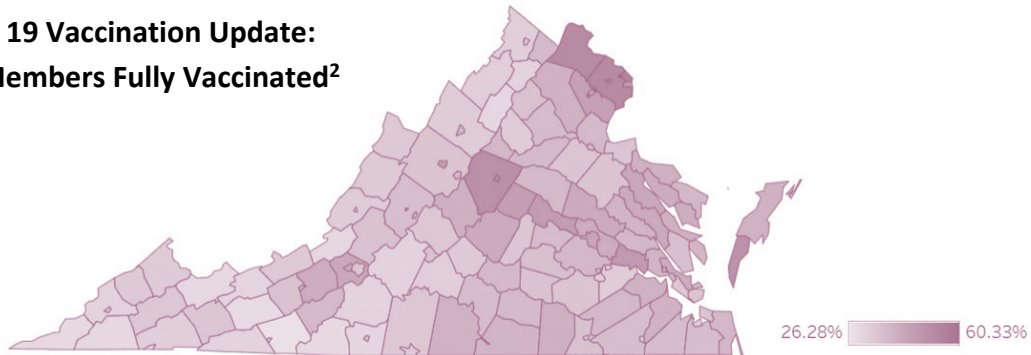
**Total Number of Medicaid/FAMIS Members in District:** 20,587

**Percent of District Population Enrolled in Medicaid/FAMIS:** **26.0%**

%

Covered Population	Number of District Members	% of District Population Enrolled in Medicaid/FAMIS
Medicaid Expansion Adults	6,640	8.4%
Children	7,731	9.8%
Pregnant Members	194	0.2%
Persons w/ Disability or Blindness	1,926	2.4%
Aged (65 or older)	995	1.3%
General Adults	1,389	1.8%
Limited Benefit Individuals	1,712	2.2%

**COVID 19 Vaccination Update:**  
**% of Members Fully Vaccinated<sup>2</sup>**



Region	Number of Members Fully Vaccinated	% Fully Vaccinated
Central	173,433	39%
Charlottesville Western	78,528	38%
Northern & Winchester	186,793	47%
Roanoke/Alleghany	60,477	35%
Southwest	36,162	31%
Tidewater	141,710	36%

<sup>1</sup> Populations and districts based on 2018 American Community Survey 1-Year Estimates and 2017 County Business Patterns. Census has not updated survey results due to data collection concerns related to COVID-19.

<sup>2</sup> Percent of members 5 years or older who have received at least two doses of Pfizer or Moderna, or at least one dose of Johnson & Johnson vaccine

## Virginia House District 60

**Total District Population<sup>1</sup>:** 77,596

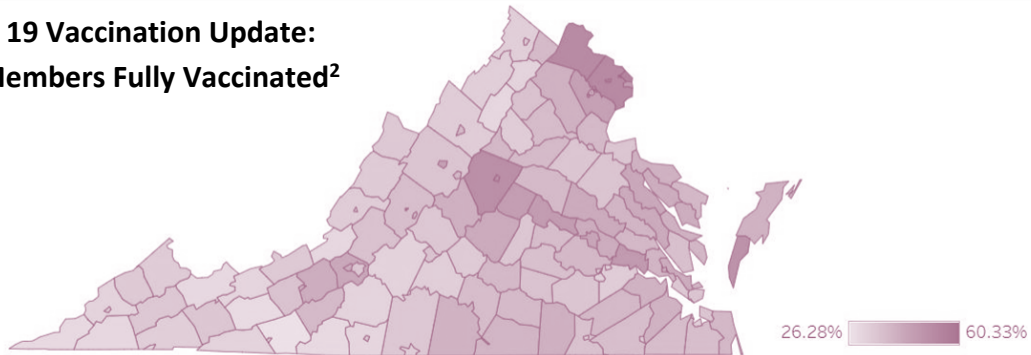
**Total Number of Medicaid/FAMIS Members in District:** 24,024

**Percent of District Population Enrolled in Medicaid/FAMIS:** **31.0%**

%

Covered Population	Number of District Members	% of District Population Enrolled in Medicaid/FAMIS
Medicaid Expansion Adults	7,193	9.3%
Children	8,835	11.4%
Pregnant Members	218	0.3%
Persons w/ Disability or Blindness	2,574	3.3%
Aged (65 or older)	1,425	1.8%
General Adults	1,766	2.3%
Limited Benefit Individuals	2,013	2.6%

**COVID 19 Vaccination Update:**  
**% of Members Fully Vaccinated<sup>2</sup>**



Region	Number of Members Fully Vaccinated	% Fully Vaccinated
Central	173,433	39%
Charlottesville Western	78,528	38%
Northern & Winchester	186,793	47%
Roanoke/Alleghany	60,477	35%
Southwest	36,162	31%
Tidewater	141,710	36%

<sup>1</sup> Populations and districts based on 2018 American Community Survey 1-Year Estimates and 2017 County Business Patterns. Census has not updated survey results due to data collection concerns related to COVID-19.

<sup>2</sup> Percent of members 5 years or older who have received at least two doses of Pfizer or Moderna, or at least one dose of Johnson & Johnson vaccine

# MEDICAID AT A GLANCE:

January 1, 2022

## Virginia House District 61

**Total District Population<sup>1</sup>:** 77,764

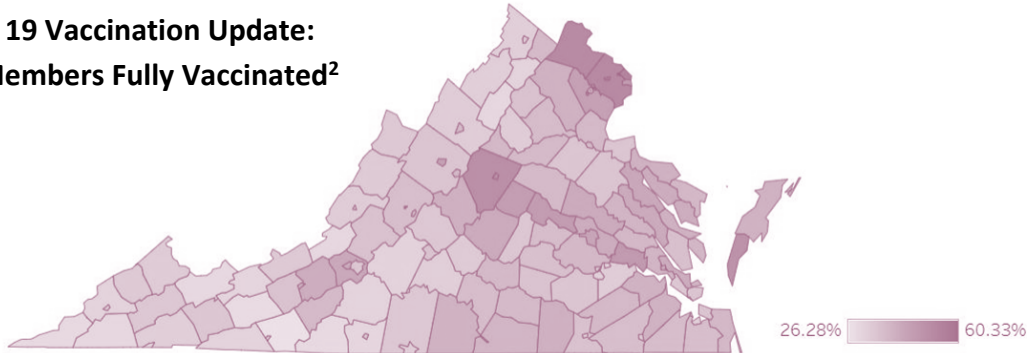
**Total Number of Medicaid/FAMIS Members in District:** 27,774

**Percent of District Population Enrolled in Medicaid/FAMIS:** **35.7%**

%

Covered Population	Number of District Members	% of District Population Enrolled in Medicaid/FAMIS
Medicaid Expansion Adults	8,013	10.3%
Children	10,846	13.9%
Pregnant Members	359	0.5%
Persons w/ Disability or Blindness	2,687	3.5%
Aged (65 or older)	1,493	1.9%
General Adults	2,063	2.7%
Limited Benefit Individuals	2,313	3.0%

### COVID 19 Vaccination Update: % of Members Fully Vaccinated<sup>2</sup>



Region	Number of Members Fully Vaccinated	% Fully Vaccinated
Central	173,433	39%
Charlottesville Western	78,528	38%
Northern & Winchester	186,793	47%
Roanoke/Alleghany	60,477	35%
Southwest	36,162	31%
Tidewater	141,710	36%

<sup>1</sup> Populations and districts based on 2018 American Community Survey 1-Year Estimates and 2017 County Business Patterns. Census has not updated survey results due to data collection concerns related to COVID-19.

<sup>2</sup> Percent of members 5 years or older who have received at least two doses of Pfizer or Moderna, or at least one dose of Johnson & Johnson vaccine

# MEDICAID AT A GLANCE:

January 1, 2022

## Virginia House District 62

**Total District Population<sup>1</sup>:** 81,503

**Total Number of Medicaid/FAMIS Members in District:** 25,028

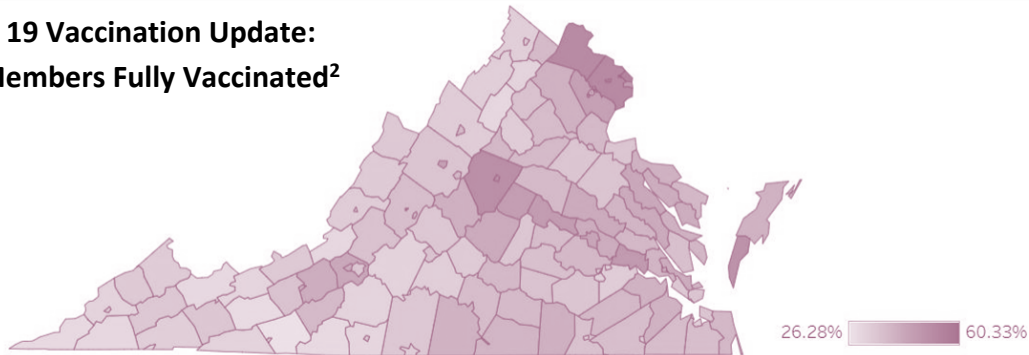
**Percent of District Population Enrolled in Medicaid/FAMIS:** **30.7%**

%

Covered Population	Number of District Members	% of District Population Enrolled in Medicaid/FAMIS
Medicaid Expansion Adults	7,660	9.4%
Children	11,140	13.7%
Pregnant Members	386	0.5%
Persons w/ Disability or Blindness	1,794	2.2%
Aged (65 or older)	677	0.8%
General Adults	2,225	2.7%
Limited Benefit Individuals	1,146	1.4%

### COVID 19 Vaccination Update:

**% of Members Fully Vaccinated<sup>2</sup>**



Region	Number of Members Fully Vaccinated	% Fully Vaccinated
Central	173,433	39%
Charlottesville Western	78,528	38%
Northern & Winchester	186,793	47%
Roanoke/Alleghany	60,477	35%
Southwest	36,162	31%
Tidewater	141,710	36%

<sup>1</sup> Populations and districts based on 2018 American Community Survey 1-Year Estimates and 2017 County Business Patterns. Census has not updated survey results due to data collection concerns related to COVID-19.

<sup>2</sup> Percent of members 5 years or older who have received at least two doses of Pfizer or Moderna, or at least one dose of Johnson & Johnson vaccine

# MEDICAID AT A GLANCE:

January 1, 2022

## Virginia House District 63

**Total District Population<sup>1</sup>:** 80,108

**Total Number of Medicaid/FAMIS Members in District:** 33,198

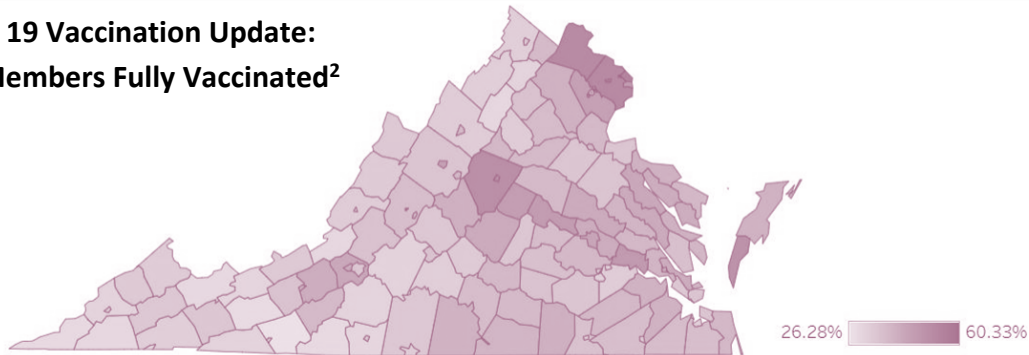
**Percent of District Population Enrolled in Medicaid/FAMIS:** **41.4%**

%

Covered Population	Number of District Members	% of District Population Enrolled in Medicaid/FAMIS
Medicaid Expansion Adults	10,391	13.0%
Children	12,818	16.0%
Pregnant Members	449	0.6%
Persons w/ Disability or Blindness	3,497	4.4%
Aged (65 or older)	1,279	1.6%
General Adults	3,000	3.7%
Limited Benefit Individuals	1,764	2.2%

### COVID 19 Vaccination Update:

**% of Members Fully Vaccinated<sup>2</sup>**



Region	Number of Members Fully Vaccinated	% Fully Vaccinated
Central	173,433	39%
Charlottesville Western	78,528	38%
Northern & Winchester	186,793	47%
Roanoke/Alleghany	60,477	35%
Southwest	36,162	31%
Tidewater	141,710	36%

<sup>1</sup> Populations and districts based on 2018 American Community Survey 1-Year Estimates and 2017 County Business Patterns. Census has not updated survey results due to data collection concerns related to COVID-19.

<sup>2</sup> Percent of members 5 years or older who have received at least two doses of Pfizer or Moderna, or at least one dose of Johnson & Johnson vaccine

## Virginia House District 64

**Total District Population<sup>1</sup>:** 79,783

**Total Number of Medicaid/FAMIS Members in District:** 18,046

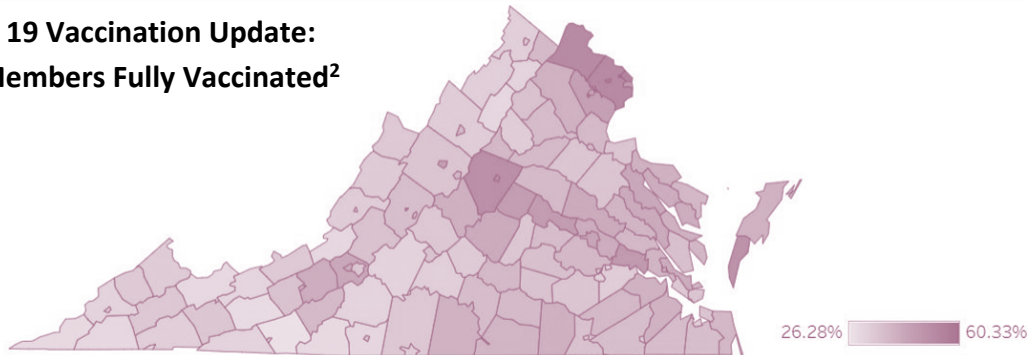
**Percent of District Population Enrolled in Medicaid/FAMIS:** **22.6%**

%

Covered Population	Number of District Members	% of District Population Enrolled in Medicaid/FAMIS
Medicaid Expansion Adults	5,809	7.3%
Children	7,055	8.8%
Pregnant Members	233	0.3%
Persons w/ Disability or Blindness	1,532	1.9%
Aged (65 or older)	728	0.9%
General Adults	1,483	1.9%
Limited Benefit Individuals	1,206	1.5%

### COVID 19 Vaccination Update:

**% of Members Fully Vaccinated<sup>2</sup>**



Region	Number of Members Fully Vaccinated	% Fully Vaccinated
Central	173,433	39%
Charlottesville Western	78,528	38%
Northern & Winchester	186,793	47%
Roanoke/Alleghany	60,477	35%
Southwest	36,162	31%
Tidewater	141,710	36%

<sup>1</sup> Populations and districts based on 2018 American Community Survey 1-Year Estimates and 2017 County Business Patterns. Census has not updated survey results due to data collection concerns related to COVID-19.

<sup>2</sup> Percent of members 5 years or older who have received at least two doses of Pfizer or Moderna, or at least one dose of Johnson & Johnson vaccine



## Virginia House District 65

**Total District Population<sup>1</sup>:** 82,964

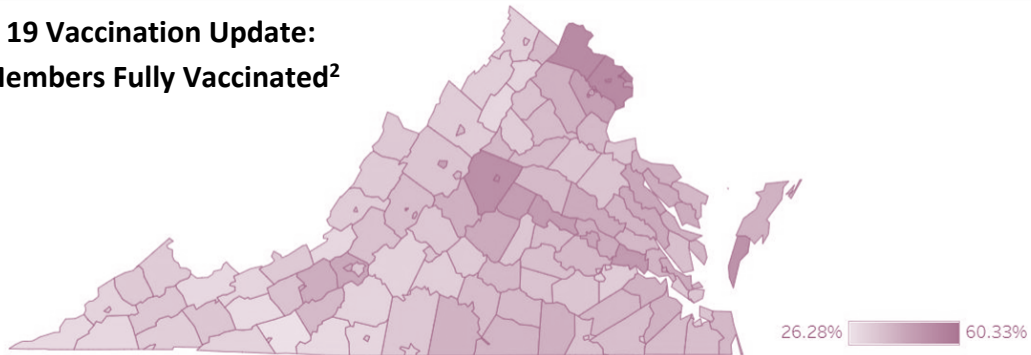
**Total Number of Medicaid/FAMIS Members in District:** 11,936

**Percent of District Population Enrolled in Medicaid/FAMIS:** **14.4%**

%

Covered Population	Number of District Members	% of District Population Enrolled in Medicaid/FAMIS
Medicaid Expansion Adults	4,024	4.9%
Children	4,607	5.6%
Pregnant Members	133	0.2%
Persons w/ Disability or Blindness	972	1.2%
Aged (65 or older)	505	0.6%
General Adults	958	1.2%
Limited Benefit Individuals	737	0.9%

**COVID 19 Vaccination Update:**  
**% of Members Fully Vaccinated<sup>2</sup>**



Region	Number of Members Fully Vaccinated	% Fully Vaccinated
Central	173,433	39%
Charlottesville Western	78,528	38%
Northern & Winchester	186,793	47%
Roanoke/Alleghany	60,477	35%
Southwest	36,162	31%
Tidewater	141,710	36%

<sup>1</sup> Populations and districts based on 2018 American Community Survey 1-Year Estimates and 2017 County Business Patterns. Census has not updated survey results due to data collection concerns related to COVID-19.

<sup>2</sup> Percent of members 5 years or older who have received at least two doses of Pfizer or Moderna, or at least one dose of Johnson & Johnson vaccine

# MEDICAID AT A GLANCE:

January 1, 2022

## Virginia House District 66

**Total District Population<sup>1</sup>:** 83,137

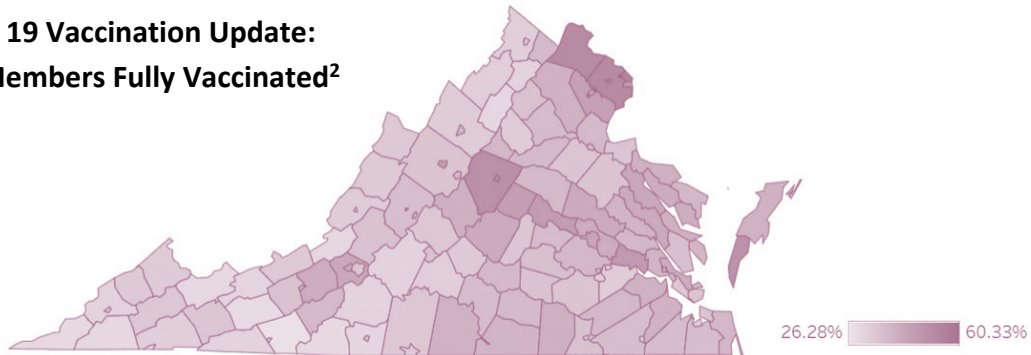
**Total Number of Medicaid/FAMIS Members in District:** 19,100

**Percent of District Population Enrolled in Medicaid/FAMIS:** **23.0%**

%

Covered Population	Number of District Members	% of District Population Enrolled in Medicaid/FAMIS
Medicaid Expansion Adults	5,462	6.6%
Children	8,687	10.4%
Pregnant Members	233	0.3%
Persons w/ Disability or Blindness	1,432	1.7%
Aged (65 or older)	540	0.6%
General Adults	1,911	2.3%
Limited Benefit Individuals	835	1.0%

**COVID 19 Vaccination Update:**  
**% of Members Fully Vaccinated<sup>2</sup>**



Region	Number of Members Fully Vaccinated	% Fully Vaccinated
Central	173,433	39%
Charlottesville Western	78,528	38%
Northern & Winchester	186,793	47%
Roanoke/Alleghany	60,477	35%
Southwest	36,162	31%
Tidewater	141,710	36%

<sup>1</sup> Populations and districts based on 2018 American Community Survey 1-Year Estimates and 2017 County Business Patterns. Census has not updated survey results due to data collection concerns related to COVID-19.

<sup>2</sup> Percent of members 5 years or older who have received at least two doses of Pfizer or Moderna, or at least one dose of Johnson & Johnson vaccine

## Virginia House District 67

**Total District Population<sup>1</sup>:** 81,864

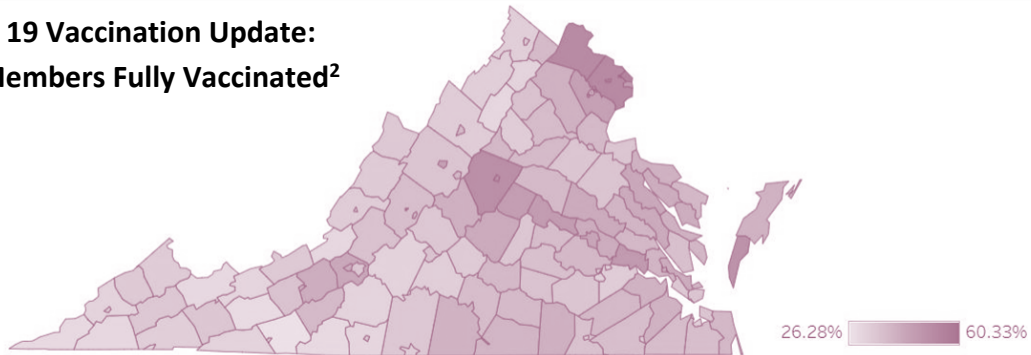
**Total Number of Medicaid/FAMIS Members in District:** 8,963

**Percent of District Population Enrolled in Medicaid/FAMIS:** **10.9%**

%

Covered Population	Number of District Members	% of District Population Enrolled in Medicaid/FAMIS
Medicaid Expansion Adults	2,863	3.5%
Children	3,882	4.7%
Pregnant Members	165	0.2%
Persons w/ Disability or Blindness	423	0.5%
Aged (65 or older)	763	0.9%
General Adults	454	0.6%
Limited Benefit Individuals	413	0.5%

**COVID 19 Vaccination Update:**  
**% of Members Fully Vaccinated<sup>2</sup>**



Region	Number of Members Fully Vaccinated	% Fully Vaccinated
Central	173,433	39%
Charlottesville Western	78,528	38%
Northern & Winchester	186,793	47%
Roanoke/Alleghany	60,477	35%
Southwest	36,162	31%
Tidewater	141,710	36%

<sup>1</sup> Populations and districts based on 2018 American Community Survey 1-Year Estimates and 2017 County Business Patterns. Census has not updated survey results due to data collection concerns related to COVID-19.

<sup>2</sup> Percent of members 5 years or older who have received at least two doses of Pfizer or Moderna, or at least one dose of Johnson & Johnson vaccine

## Virginia House District 68

**Total District Population<sup>1</sup>:** 82,183

**Total Number of Medicaid/FAMIS Members in District:** 8,831

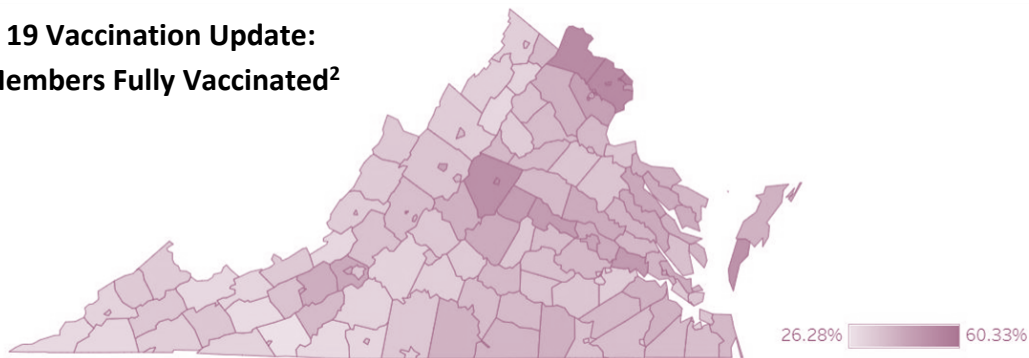
**Percent of District Population Enrolled in Medicaid/FAMIS:** **10.7%**

%

Covered Population	Number of District Members	% of District Population Enrolled in Medicaid/FAMIS
Medicaid Expansion Adults	3,876	4.7%
Children	2,756	3.4%
Pregnant Members	97	0.1%
Persons w/ Disability or Blindness	638	0.8%
Aged (65 or older)	309	0.4%
General Adults	661	0.8%
Limited Benefit Individuals	494	0.6%

### COVID 19 Vaccination Update:

**% of Members Fully Vaccinated<sup>2</sup>**



Region	Number of Members Fully Vaccinated	% Fully Vaccinated
Central	173,433	39%
Charlottesville Western	78,528	38%
Northern & Winchester	186,793	47%
Roanoke/Alleghany	60,477	35%
Southwest	36,162	31%
Tidewater	141,710	36%

<sup>1</sup> Populations and districts based on 2018 American Community Survey 1-Year Estimates and 2017 County Business Patterns. Census has not updated survey results due to data collection concerns related to COVID-19.

<sup>2</sup> Percent of members 5 years or older who have received at least two doses of Pfizer or Moderna, or at least one dose of Johnson & Johnson vaccine

## Virginia House District 69

**Total District Population<sup>1</sup>:** 86,616

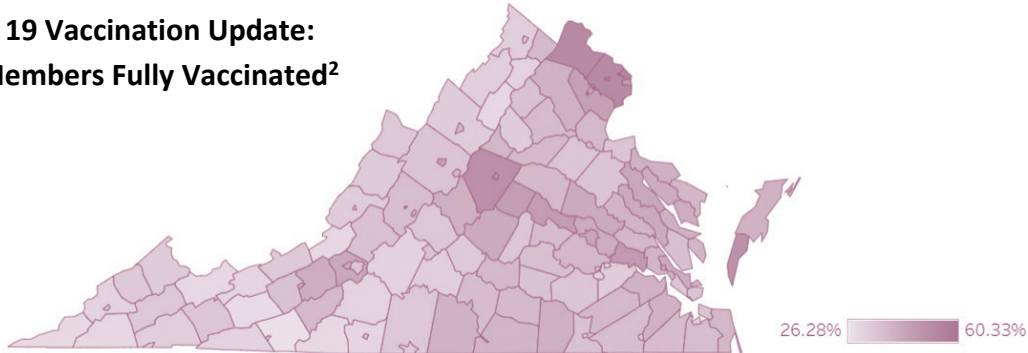
**Total Number of Medicaid/FAMIS Members in District:** 49,747

**Percent of District Population Enrolled in Medicaid/FAMIS:** **57.4%**

%

Covered Population	Number of District Members	% of District Population Enrolled in Medicaid/FAMIS
Medicaid Expansion Adults	23,266	26.9%
Children	14,981	17.3%
Pregnant Members	617	0.7%
Persons w/ Disability or Blindness	3,448	4.0%
Aged (65 or older)	1,497	1.7%
General Adults	4,105	4.7%
Limited Benefit Individuals	1,833	2.1%

### COVID 19 Vaccination Update: % of Members Fully Vaccinated<sup>2</sup>



Region	Number of Members Fully Vaccinated	% Fully Vaccinated
Central	173,433	39%
Charlottesville Western	78,528	38%
Northern & Winchester	186,793	47%
Roanoke/Alleghany	60,477	35%
Southwest	36,162	31%
Tidewater	141,710	36%

<sup>1</sup> Populations and districts based on 2018 American Community Survey 1-Year Estimates and 2017 County Business Patterns. Census has not updated survey results due to data collection concerns related to COVID-19.

<sup>2</sup> Percent of members 5 years or older who have received at least two doses of Pfizer or Moderna, or at least one dose of Johnson & Johnson vaccine

## Virginia House District 70

**Total District Population<sup>1</sup>:** 83,389

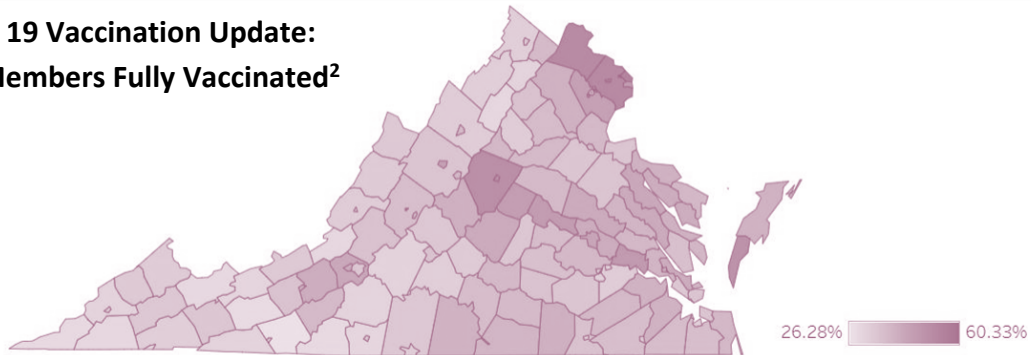
**Total Number of Medicaid/FAMIS Members in District:** 35,223

**Percent of District Population Enrolled in Medicaid/FAMIS:** **42.2%**

%

Covered Population	Number of District Members	% of District Population Enrolled in Medicaid/FAMIS
Medicaid Expansion Adults	9,759	11.7%
Children	16,269	19.5%
Pregnant Members	611	0.7%
Persons w/ Disability or Blindness	2,791	3.3%
Aged (65 or older)	1,046	1.3%
General Adults	3,030	3.6%
Limited Benefit Individuals	1,717	2.1%

**COVID 19 Vaccination Update:**  
**% of Members Fully Vaccinated<sup>2</sup>**



Region	Number of Members Fully Vaccinated	% Fully Vaccinated
Central	173,433	39%
Charlottesville Western	78,528	38%
Northern & Winchester	186,793	47%
Roanoke/Alleghany	60,477	35%
Southwest	36,162	31%
Tidewater	141,710	36%

<sup>1</sup> Populations and districts based on 2018 American Community Survey 1-Year Estimates and 2017 County Business Patterns. Census has not updated survey results due to data collection concerns related to COVID-19.

<sup>2</sup> Percent of members 5 years or older who have received at least two doses of Pfizer or Moderna, or at least one dose of Johnson & Johnson vaccine

## Virginia House District 71

**Total District Population<sup>1</sup>:** 81,925

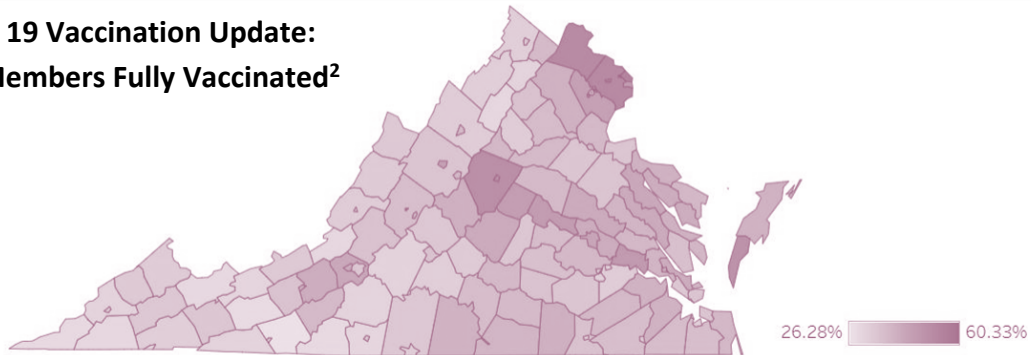
**Total Number of Medicaid/FAMIS Members in District:** 34,517

**Percent of District Population Enrolled in Medicaid/FAMIS:** **42.1%**

%

Covered Population	Number of District Members	% of District Population Enrolled in Medicaid/FAMIS
Medicaid Expansion Adults	13,991	17.1%
Children	10,346	12.6%
Pregnant Members	257	0.3%
Persons w/ Disability or Blindness	3,837	4.7%
Aged (65 or older)	1,473	1.8%
General Adults	2,862	3.5%
Limited Benefit Individuals	1,751	2.1%

**COVID 19 Vaccination Update:**  
**% of Members Fully Vaccinated<sup>2</sup>**



Region	Number of Members Fully Vaccinated	% Fully Vaccinated
Central	173,433	39%
Charlottesville Western	78,528	38%
Northern & Winchester	186,793	47%
Roanoke/Alleghany	60,477	35%
Southwest	36,162	31%
Tidewater	141,710	36%

<sup>1</sup> Populations and districts based on 2018 American Community Survey 1-Year Estimates and 2017 County Business Patterns. Census has not updated survey results due to data collection concerns related to COVID-19.

<sup>2</sup> Percent of members 5 years or older who have received at least two doses of Pfizer or Moderna, or at least one dose of Johnson & Johnson vaccine



## Virginia House District 72

**Total District Population<sup>1</sup>:** 85,170

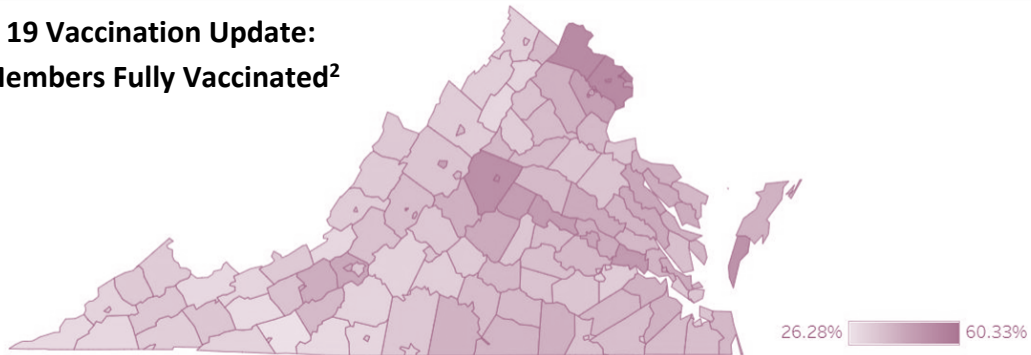
**Total Number of Medicaid/FAMIS Members in District:** 15,196

**Percent of District Population Enrolled in Medicaid/FAMIS:** **17.8%**

%

Covered Population	Number of District Members	% of District Population Enrolled in Medicaid/FAMIS
Medicaid Expansion Adults	5,092	6.0%
Children	6,549	7.7%
Pregnant Members	271	0.3%
Persons w/ Disability or Blindness	824	1.0%
Aged (65 or older)	678	0.8%
General Adults	1,095	1.3%
Limited Benefit Individuals	687	0.8%

**COVID 19 Vaccination Update:**  
**% of Members Fully Vaccinated<sup>2</sup>**



Region	Number of Members Fully Vaccinated	% Fully Vaccinated
Central	173,433	39%
Charlottesville Western	78,528	38%
Northern & Winchester	186,793	47%
Roanoke/Alleghany	60,477	35%
Southwest	36,162	31%
Tidewater	141,710	36%

<sup>1</sup> Populations and districts based on 2018 American Community Survey 1-Year Estimates and 2017 County Business Patterns. Census has not updated survey results due to data collection concerns related to COVID-19.

<sup>2</sup> Percent of members 5 years or older who have received at least two doses of Pfizer or Moderna, or at least one dose of Johnson & Johnson vaccine

# MEDICAID AT A GLANCE:

January 1, 2022

## Virginia House District 73

**Total District Population<sup>1</sup>:** 85,033

**Total Number of Medicaid/FAMIS Members in District:** 17,999

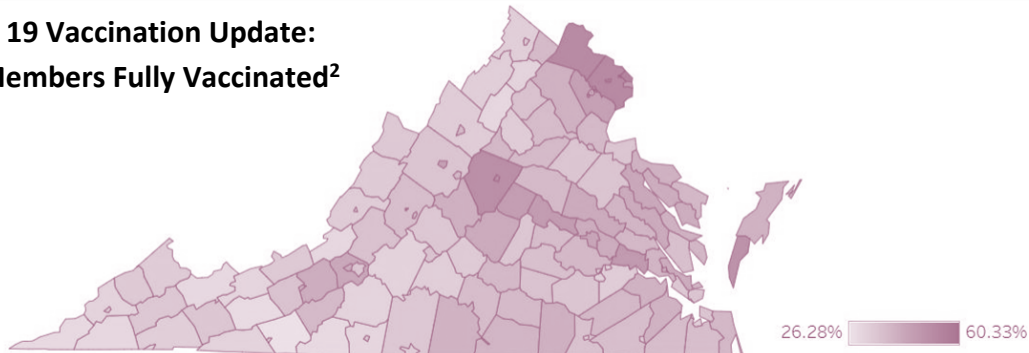
**Percent of District Population Enrolled in Medicaid/FAMIS:** **21.2%**

%

Covered Population	Number of District Members	% of District Population Enrolled in Medicaid/FAMIS
Medicaid Expansion Adults	5,833	6.9%
Children	7,965	9.4%
Pregnant Members	305	0.4%
Persons w/ Disability or Blindness	924	1.1%
Aged (65 or older)	676	0.8%
General Adults	1,453	1.7%
Limited Benefit Individuals	843	1.0%

### COVID 19 Vaccination Update:

**% of Members Fully Vaccinated<sup>2</sup>**



Region	Number of Members Fully Vaccinated	% Fully Vaccinated
Central	173,433	39%
Charlottesville Western	78,528	38%
Northern & Winchester	186,793	47%
Roanoke/Alleghany	60,477	35%
Southwest	36,162	31%
Tidewater	141,710	36%

<sup>1</sup> Populations and districts based on 2018 American Community Survey 1-Year Estimates and 2017 County Business Patterns. Census has not updated survey results due to data collection concerns related to COVID-19.

<sup>2</sup> Percent of members 5 years or older who have received at least two doses of Pfizer or Moderna, or at least one dose of Johnson & Johnson vaccine

# MEDICAID AT A GLANCE:

January 1, 2022

## Virginia House District 74

**Total District Population<sup>1</sup>:** 83,042

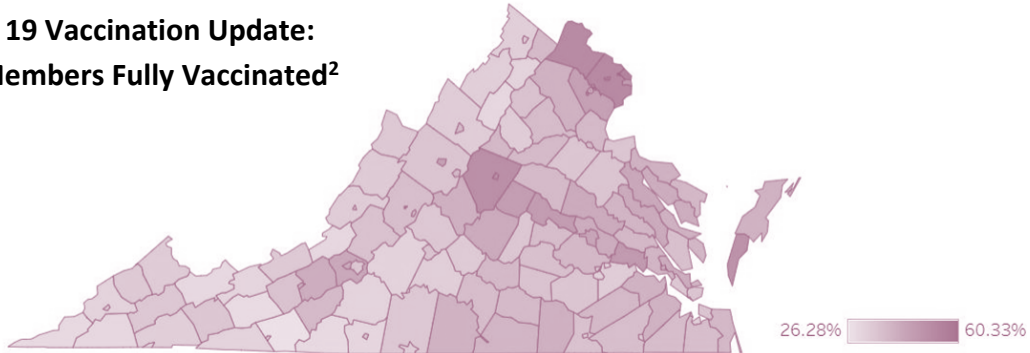
**Total Number of Medicaid/FAMIS Members in District:** 30,274

**Percent of District Population Enrolled in Medicaid/FAMIS:** **36.5%**

%

Covered Population	Number of District Members	% of District Population Enrolled in Medicaid/FAMIS
Medicaid Expansion Adults	9,311	11.2%
Children	12,723	15.3%
Pregnant Members	333	0.4%
Persons w/ Disability or Blindness	2,654	3.2%
Aged (65 or older)	889	1.1%
General Adults	2,762	3.3%
Limited Benefit Individuals	1,602	1.9%

### COVID 19 Vaccination Update: % of Members Fully Vaccinated<sup>2</sup>



Region	Number of Members Fully Vaccinated	% Fully Vaccinated
Central	173,433	39%
Charlottesville Western	78,528	38%
Northern & Winchester	186,793	47%
Roanoke/Alleghany	60,477	35%
Southwest	36,162	31%
Tidewater	141,710	36%

<sup>1</sup> Populations and districts based on 2018 American Community Survey 1-Year Estimates and 2017 County Business Patterns. Census has not updated survey results due to data collection concerns related to COVID-19.

<sup>2</sup> Percent of members 5 years or older who have received at least two doses of Pfizer or Moderna, or at least one dose of Johnson & Johnson vaccine

## Virginia House District 75

**Total District Population<sup>1</sup>:** 76,696

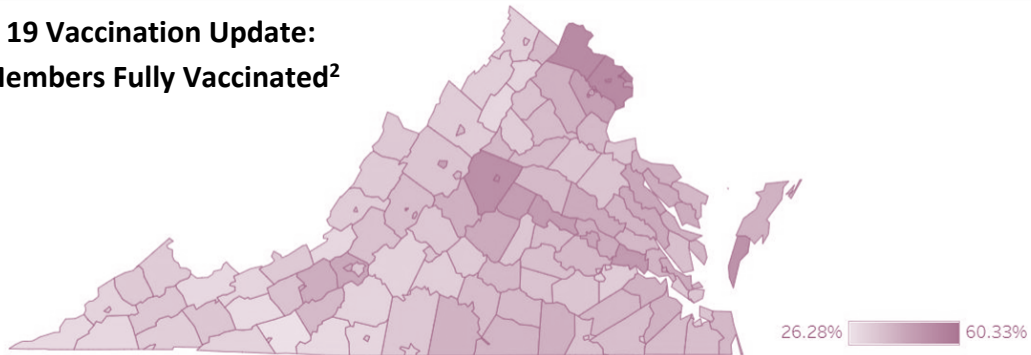
**Total Number of Medicaid/FAMIS Members in District:** 25,844

**Percent of District Population Enrolled in Medicaid/FAMIS:** **33.7%**

%

Covered Population	Number of District Members	% of District Population Enrolled in Medicaid/FAMIS
Medicaid Expansion Adults	7,723	10.1%
Children	9,845	12.8%
Pregnant Members	232	0.3%
Persons w/ Disability or Blindness	2,537	3.3%
Aged (65 or older)	1,511	2.0%
General Adults	2,147	2.8%
Limited Benefit Individuals	1,849	2.4%

**COVID 19 Vaccination Update:**  
**% of Members Fully Vaccinated<sup>2</sup>**



Region	Number of Members Fully Vaccinated	% Fully Vaccinated
Central	173,433	39%
Charlottesville Western	78,528	38%
Northern & Winchester	186,793	47%
Roanoke/Alleghany	60,477	35%
Southwest	36,162	31%
Tidewater	141,710	36%

<sup>1</sup> Populations and districts based on 2018 American Community Survey 1-Year Estimates and 2017 County Business Patterns. Census has not updated survey results due to data collection concerns related to COVID-19.  
<sup>2</sup> Percent of members 5 years or older who have received at least two doses of Pfizer or Moderna, or at least one dose of Johnson & Johnson vaccine

## Virginia House District 76

**Total District Population<sup>1</sup>:** 85,063

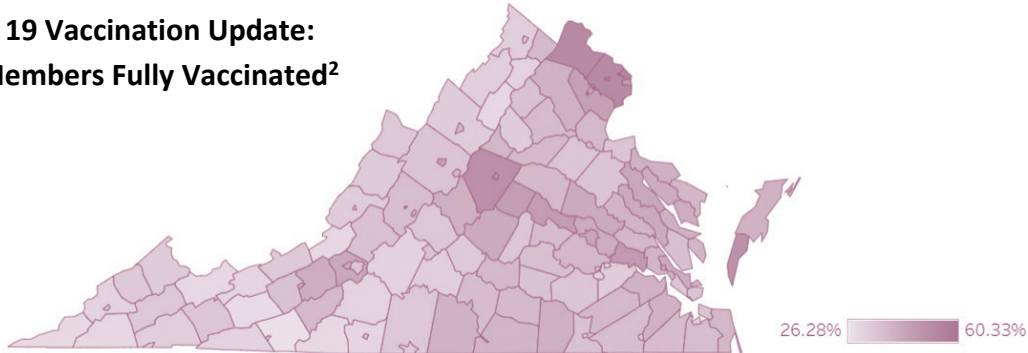
**Total Number of Medicaid/FAMIS Members in District:** 15,569

**Percent of District Population Enrolled in Medicaid/FAMIS:** **18.3%**

%

Covered Population	Number of District Members	% of District Population Enrolled in Medicaid/FAMIS
Medicaid Expansion Adults	4,901	5.8%
Children	6,225	7.3%
Pregnant Members	157	0.2%
Persons w/ Disability or Blindness	1,423	1.7%
Aged (65 or older)	603	0.7%
General Adults	1,376	1.6%
Limited Benefit Individuals	884	1.0%

**COVID 19 Vaccination Update:**  
**% of Members Fully Vaccinated<sup>2</sup>**



Region	Number of Members Fully Vaccinated	% Fully Vaccinated
Central	173,433	39%
Charlottesville Western	78,528	38%
Northern & Winchester	186,793	47%
Roanoke/Alleghany	60,477	35%
Southwest	36,162	31%
Tidewater	141,710	36%

<sup>1</sup> Populations and districts based on 2018 American Community Survey 1-Year Estimates and 2017 County Business Patterns. Census has not updated survey results due to data collection concerns related to COVID-19.

<sup>2</sup> Percent of members 5 years or older who have received at least two doses of Pfizer or Moderna, or at least one dose of Johnson & Johnson vaccine

# MEDICAID AT A GLANCE:

January 1, 2022

## Virginia House District 77

Total District Population<sup>1</sup>: 80,752

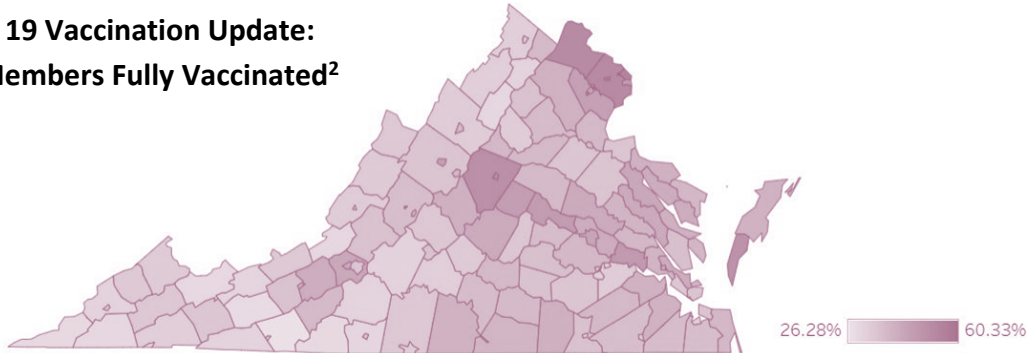
Total Number of Medicaid/FAMIS Members in District: 33,874

Percent of District Population Enrolled in Medicaid/FAMIS: **41.9%**

%

Covered Population	Number of District Members	% of District Population Enrolled in Medicaid/FAMIS
Medicaid Expansion Adults	9,923	12.3%
Children	14,343	17.8%
Pregnant Members	396	0.5%
Persons w/ Disability or Blindness	3,264	4.0%
Aged (65 or older)	1,167	1.4%
General Adults	3,039	3.8%
Limited Benefit Individuals	1,742	2.2%

### COVID 19 Vaccination Update: % of Members Fully Vaccinated<sup>2</sup>



Region	Number of Members Fully Vaccinated	% Fully Vaccinated
Central	173,433	39%
Charlottesville Western	78,528	38%
Northern & Winchester	186,793	47%
Roanoke/Alleghany	60,477	35%
Southwest	36,162	31%
Tidewater	141,710	36%

<sup>1</sup> Populations and districts based on 2018 American Community Survey 1-Year Estimates and 2017 County Business Patterns. Census has not updated survey results due to data collection concerns related to COVID-19.

<sup>2</sup> Percent of members 5 years or older who have received at least two doses of Pfizer or Moderna, or at least one dose of Johnson & Johnson vaccine

## Virginia House District 78

**Total District Population<sup>1</sup>:** 84,269

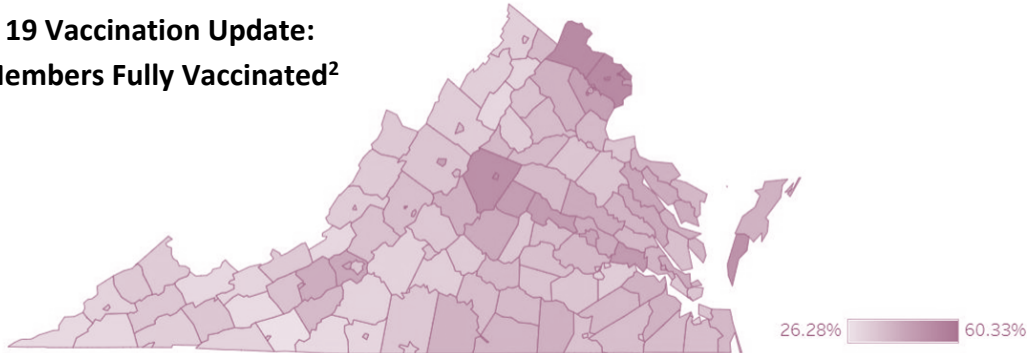
**Total Number of Medicaid/FAMIS Members in District:** 10,980

**Percent of District Population Enrolled in Medicaid/FAMIS:** **13.0%**

%

Covered Population	Number of District Members	% of District Population Enrolled in Medicaid/FAMIS
Medicaid Expansion Adults	3,870	4.6%
Children	4,193	5.0%
Pregnant Members	130	0.2%
Persons w/ Disability or Blindness	787	0.9%
Aged (65 or older)	435	0.5%
General Adults	953	1.1%
Limited Benefit Individuals	612	0.7%

**COVID 19 Vaccination Update:**  
**% of Members Fully Vaccinated<sup>2</sup>**



Region	Number of Members Fully Vaccinated	% Fully Vaccinated
Central	173,433	39%
Charlottesville Western	78,528	38%
Northern & Winchester	186,793	47%
Roanoke/Alleghany	60,477	35%
Southwest	36,162	31%
Tidewater	141,710	36%

<sup>1</sup> Populations and districts based on 2018 American Community Survey 1-Year Estimates and 2017 County Business Patterns. Census has not updated survey results due to data collection concerns related to COVID-19.

<sup>2</sup> Percent of members 5 years or older who have received at least two doses of Pfizer or Moderna, or at least one dose of Johnson & Johnson vaccine



## Virginia House District 79

**Total District Population<sup>1</sup>:** 74,463

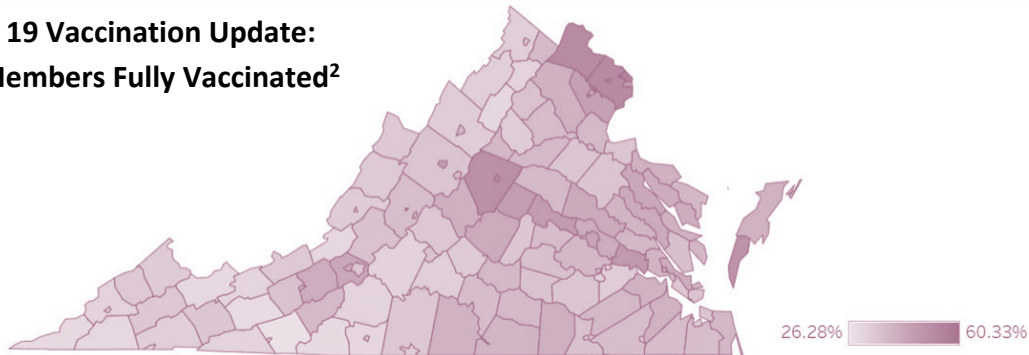
**Total Number of Medicaid/FAMIS Members in District:** 16,843

**Percent of District Population Enrolled in Medicaid/FAMIS:** **22.6%**

%

Covered Population	Number of District Members	% of District Population Enrolled in Medicaid/FAMIS
Medicaid Expansion Adults	5,680	7.6%
Children	6,554	8.8%
Pregnant Members	166	0.2%
Persons w/ Disability or Blindness	1,413	1.9%
Aged (65 or older)	611	0.8%
General Adults	1,584	2.1%
Limited Benefit Individuals	835	1.1%

**COVID 19 Vaccination Update:**  
**% of Members Fully Vaccinated<sup>2</sup>**



Region	Number of Members Fully Vaccinated	% Fully Vaccinated
Central	173,433	39%
Charlottesville Western	78,528	38%
Northern & Winchester	186,793	47%
Roanoke/Alleghany	60,477	35%
Southwest	36,162	31%
Tidewater	141,710	36%

<sup>1</sup> Populations and districts based on 2018 American Community Survey 1-Year Estimates and 2017 County Business Patterns. Census has not updated survey results due to data collection concerns related to COVID-19.

<sup>2</sup> Percent of members 5 years or older who have received at least two doses of Pfizer or Moderna, or at least one dose of Johnson & Johnson vaccine

# MEDICAID AT A GLANCE:

January 1, 2022

## Virginia House District 80

**Total District Population<sup>1</sup>:** 81,598

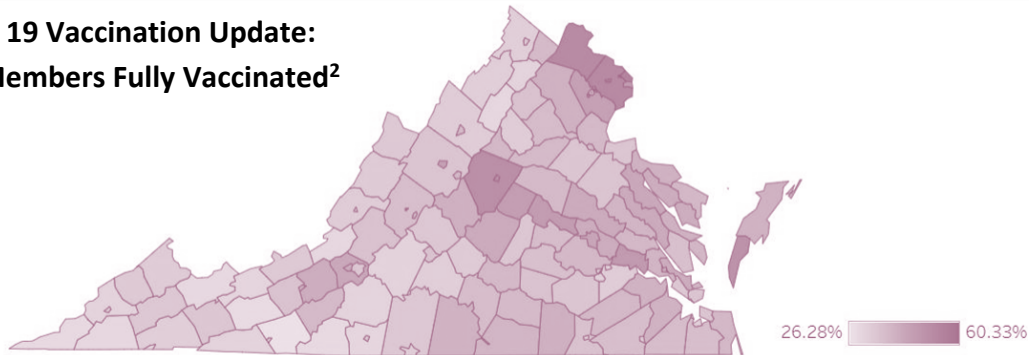
**Total Number of Medicaid/FAMIS Members in District:** 29,885

**Percent of District Population Enrolled in Medicaid/FAMIS:** **36.6%**

%

Covered Population	Number of District Members	% of District Population Enrolled in Medicaid/FAMIS
Medicaid Expansion Adults	9,468	11.6%
Children	12,128	14.9%
Pregnant Members	289	0.4%
Persons w/ Disability or Blindness	2,781	3.4%
Aged (65 or older)	981	1.2%
General Adults	2,781	3.4%
Limited Benefit Individuals	1,457	1.8%

**COVID 19 Vaccination Update:**  
**% of Members Fully Vaccinated<sup>2</sup>**



Region	Number of Members Fully Vaccinated	% Fully Vaccinated
Central	173,433	39%
Charlottesville Western	78,528	38%
Northern & Winchester	186,793	47%
Roanoke/Alleghany	60,477	35%
Southwest	36,162	31%
Tidewater	141,710	36%

<sup>1</sup> Populations and districts based on 2018 American Community Survey 1-Year Estimates and 2017 County Business Patterns. Census has not updated survey results due to data collection concerns related to COVID-19.

<sup>2</sup> Percent of members 5 years or older who have received at least two doses of Pfizer or Moderna, or at least one dose of Johnson & Johnson vaccine

# MEDICAID AT A GLANCE:

January 1, 2022

## Virginia House District 81

**Total District Population<sup>1</sup>:** 84,910

**Total Number of Medicaid/FAMIS Members in District:** 14,658

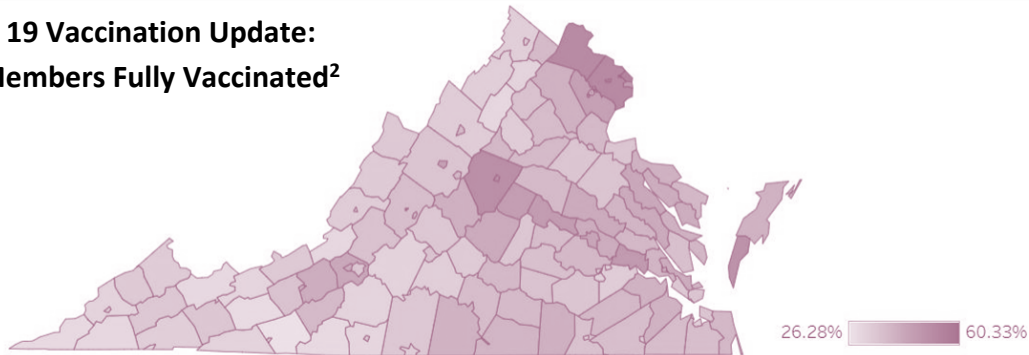
**Percent of District Population Enrolled in Medicaid/FAMIS:** **17.3%**

%

Covered Population	Number of District Members	% of District Population Enrolled in Medicaid/FAMIS
Medicaid Expansion Adults	4,946	5.8%
Children	6,013	7.1%
Pregnant Members	194	0.2%
Persons w/ Disability or Blindness	1,065	1.3%
Aged (65 or older)	449	0.5%
General Adults	1,247	1.5%
Limited Benefit Individuals	744	0.9%

### COVID 19 Vaccination Update:

**% of Members Fully Vaccinated<sup>2</sup>**



Region	Number of Members Fully Vaccinated	% Fully Vaccinated
Central	173,433	39%
Charlottesville Western	78,528	38%
Northern & Winchester	186,793	47%
Roanoke/Alleghany	60,477	35%
Southwest	36,162	31%
Tidewater	141,710	36%

<sup>1</sup> Populations and districts based on 2018 American Community Survey 1-Year Estimates and 2017 County Business Patterns. Census has not updated survey results due to data collection concerns related to COVID-19.

<sup>2</sup> Percent of members 5 years or older who have received at least two doses of Pfizer or Moderna, or at least one dose of Johnson & Johnson vaccine

## Virginia House District 82

**Total District Population<sup>1</sup>:** 81,219

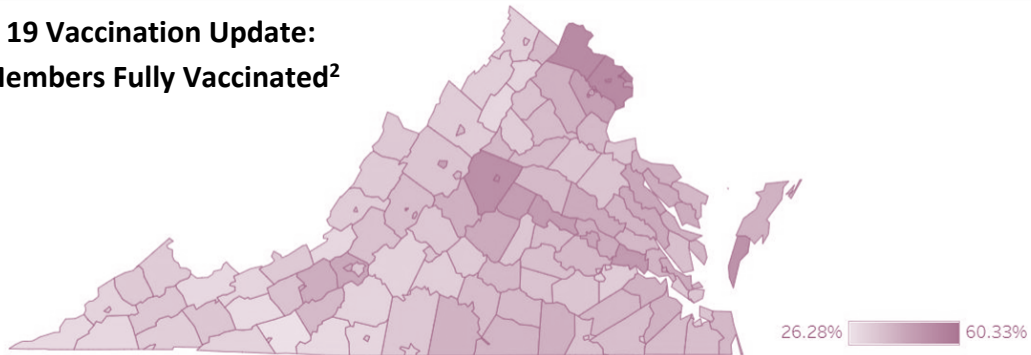
**Total Number of Medicaid/FAMIS Members in District:** 13,030

**Percent of District Population Enrolled in Medicaid/FAMIS:** **16.0%**

%

Covered Population	Number of District Members	% of District Population Enrolled in Medicaid/FAMIS
Medicaid Expansion Adults	4,758	5.9%
Children	4,960	6.1%
Pregnant Members	200	0.2%
Persons w/ Disability or Blindness	902	1.1%
Aged (65 or older)	447	0.6%
General Adults	1,067	1.3%
Limited Benefit Individuals	696	0.9%

**COVID 19 Vaccination Update:**  
**% of Members Fully Vaccinated<sup>2</sup>**



Region	Number of Members Fully Vaccinated	% Fully Vaccinated
Central	173,433	39%
Charlottesville Western	78,528	38%
Northern & Winchester	186,793	47%
Roanoke/Alleghany	60,477	35%
Southwest	36,162	31%
Tidewater	141,710	36%

<sup>1</sup> Populations and districts based on 2018 American Community Survey 1-Year Estimates and 2017 County Business Patterns. Census has not updated survey results due to data collection concerns related to COVID-19.

<sup>2</sup> Percent of members 5 years or older who have received at least two doses of Pfizer or Moderna, or at least one dose of Johnson & Johnson vaccine

## Virginia House District 83

**Total District Population<sup>1</sup>:** 83,528

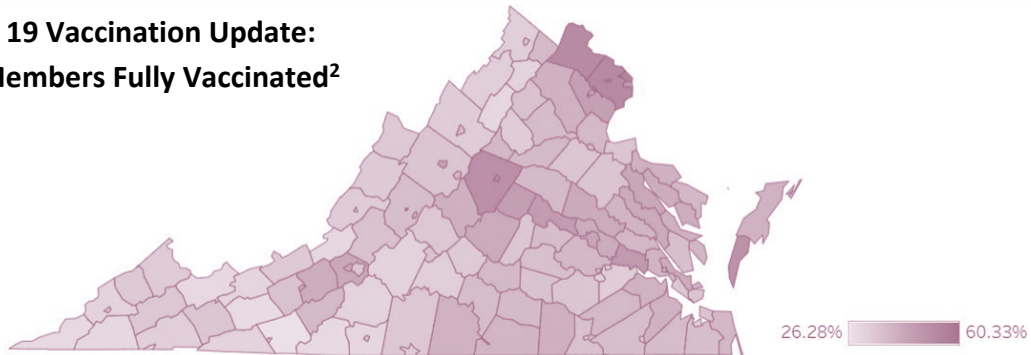
**Total Number of Medicaid/FAMIS Members in District:** 15,349

**Percent of District Population Enrolled in Medicaid/FAMIS:** **18.4%**

%

Covered Population	Number of District Members	% of District Population Enrolled in Medicaid/FAMIS
Medicaid Expansion Adults	5,412	6.5%
Children	5,997	7.2%
Pregnant Members	225	0.3%
Persons w/ Disability or Blindness	1,097	1.3%
Aged (65 or older)	435	0.5%
General Adults	1,354	1.6%
Limited Benefit Individuals	829	1.0%

**COVID 19 Vaccination Update:**  
**% of Members Fully Vaccinated<sup>2</sup>**



Region	Number of Members Fully Vaccinated	% Fully Vaccinated
Central	173,433	39%
Charlottesville Western	78,528	38%
Northern & Winchester	186,793	47%
Roanoke/Alleghany	60,477	35%
Southwest	36,162	31%
Tidewater	141,710	36%

<sup>1</sup> Populations and districts based on 2018 American Community Survey 1-Year Estimates and 2017 County Business Patterns. Census has not updated survey results due to data collection concerns related to COVID-19.

<sup>2</sup> Percent of members 5 years or older who have received at least two doses of Pfizer or Moderna, or at least one dose of Johnson & Johnson vaccine

# MEDICAID AT A GLANCE:

January 1, 2022

## Virginia House District 84

**Total District Population<sup>1</sup>:** 81,989

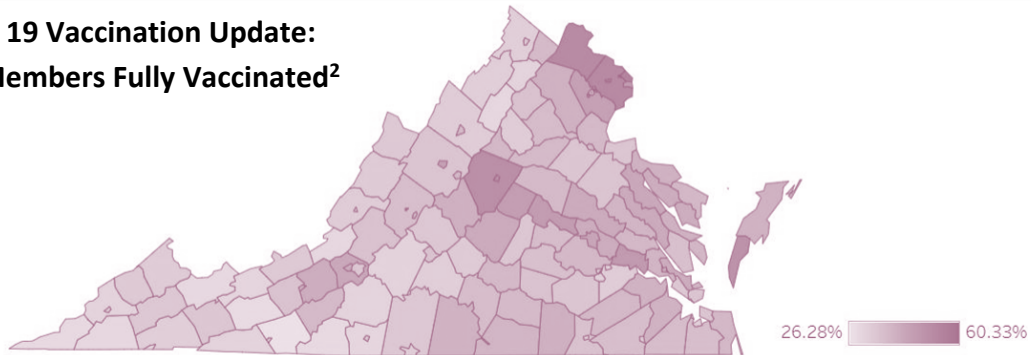
**Total Number of Medicaid/FAMIS Members in District:** 13,487

**Percent of District Population Enrolled in Medicaid/FAMIS:** **16.4%**

%

Covered Population	Number of District Members	% of District Population Enrolled in Medicaid/FAMIS
Medicaid Expansion Adults	4,663	5.7%
Children	5,604	6.8%
Pregnant Members	196	0.2%
Persons w/ Disability or Blindness	906	1.1%
Aged (65 or older)	360	0.4%
General Adults	1,163	1.4%
Limited Benefit Individuals	595	0.7%

**COVID 19 Vaccination Update:**  
**% of Members Fully Vaccinated<sup>2</sup>**



Region	Number of Members Fully Vaccinated	% Fully Vaccinated
Central	173,433	39%
Charlottesville Western	78,528	38%
Northern & Winchester	186,793	47%
Roanoke/Alleghany	60,477	35%
Southwest	36,162	31%
Tidewater	141,710	36%

<sup>1</sup> Populations and districts based on 2018 American Community Survey 1-Year Estimates and 2017 County Business Patterns. Census has not updated survey results due to data collection concerns related to COVID-19.

<sup>2</sup> Percent of members 5 years or older who have received at least two doses of Pfizer or Moderna, or at least one dose of Johnson & Johnson vaccine

## Virginia House District 85

**Total District Population<sup>1</sup>:** 82,118

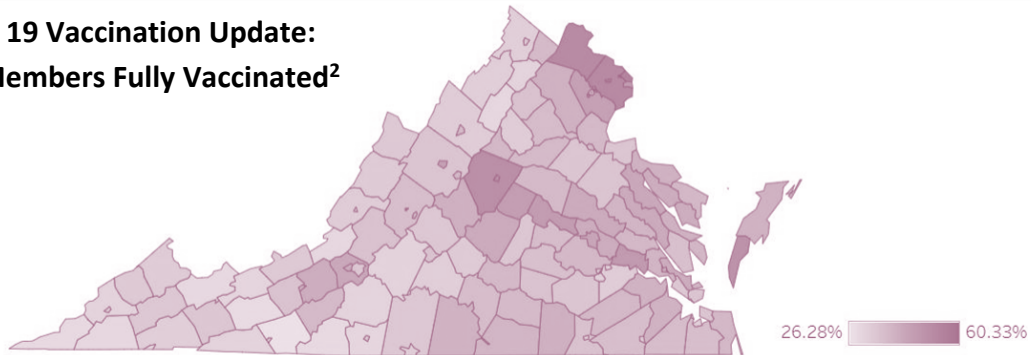
**Total Number of Medicaid/FAMIS Members in District:** 19,766

**Percent of District Population Enrolled in Medicaid/FAMIS:** **24.1%**

%

Covered Population	Number of District Members	% of District Population Enrolled in Medicaid/FAMIS
Medicaid Expansion Adults	6,571	8.0%
Children	7,973	9.7%
Pregnant Members	285	0.3%
Persons w/ Disability or Blindness	1,564	1.9%
Aged (65 or older)	781	1.0%
General Adults	1,629	2.0%
Limited Benefit Individuals	963	1.2%

**COVID 19 Vaccination Update:**  
**% of Members Fully Vaccinated<sup>2</sup>**



Region	Number of Members Fully Vaccinated	% Fully Vaccinated
Central	173,433	39%
Charlottesville Western	78,528	38%
Northern & Winchester	186,793	47%
Roanoke/Alleghany	60,477	35%
Southwest	36,162	31%
Tidewater	141,710	36%

<sup>1</sup> Populations and districts based on 2018 American Community Survey 1-Year Estimates and 2017 County Business Patterns. Census has not updated survey results due to data collection concerns related to COVID-19.

<sup>2</sup> Percent of members 5 years or older who have received at least two doses of Pfizer or Moderna, or at least one dose of Johnson & Johnson vaccine



# MEDICAID AT A GLANCE:

January 1, 2022

## Virginia House District 86

**Total District Population<sup>1</sup>:** 85,424

**Total Number of Medicaid/FAMIS Members in District:** 14,465

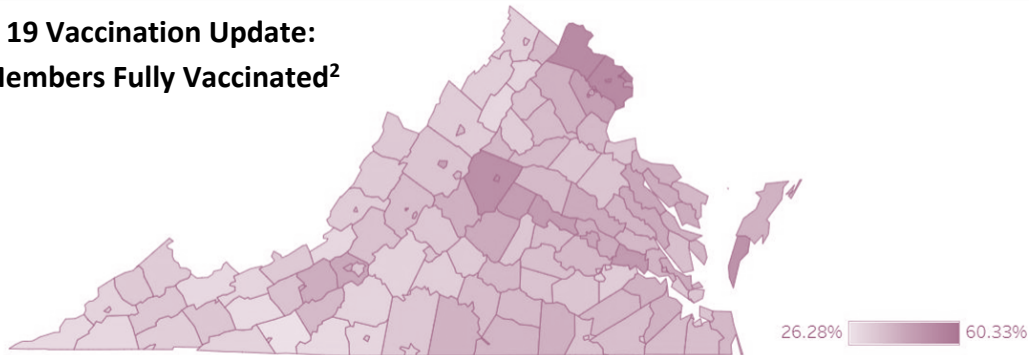
**Percent of District Population Enrolled in Medicaid/FAMIS:** **16.9%**

%

Covered Population	Number of District Members	% of District Population Enrolled in Medicaid/FAMIS
Medicaid Expansion Adults	3,345	3.9%
Children	8,403	9.8%
Pregnant Members	541	0.6%
Persons w/ Disability or Blindness	405	0.5%
Aged (65 or older)	582	0.7%
General Adults	660	0.8%
Limited Benefit Individuals	529	0.6%

### COVID 19 Vaccination Update:

**% of Members Fully Vaccinated<sup>2</sup>**



Region	Number of Members Fully Vaccinated	% Fully Vaccinated
Central	173,433	39%
Charlottesville Western	78,528	38%
Northern & Winchester	186,793	47%
Roanoke/Alleghany	60,477	35%
Southwest	36,162	31%
Tidewater	141,710	36%

<sup>1</sup> Populations and districts based on 2018 American Community Survey 1-Year Estimates and 2017 County Business Patterns. Census has not updated survey results due to data collection concerns related to COVID-19.  
<sup>2</sup> Percent of members 5 years or older who have received at least two doses of Pfizer or Moderna, or at least one dose of Johnson & Johnson vaccine

## Virginia House District 87

**Total District Population<sup>1</sup>:** 95,708

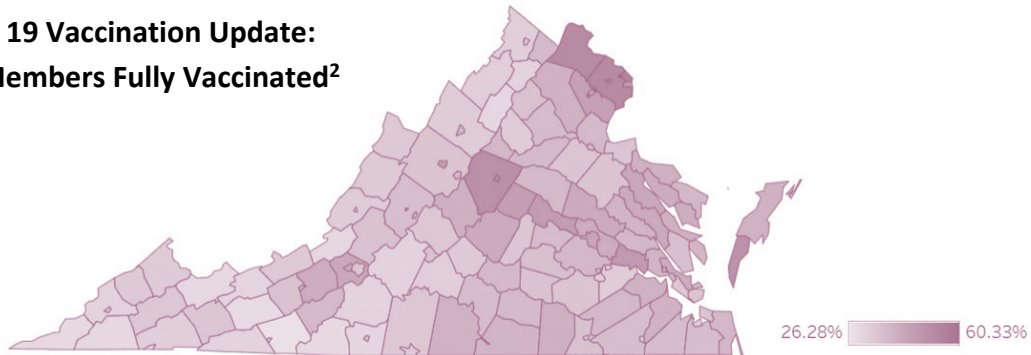
**Total Number of Medicaid/FAMIS Members in District:** 13,394

**Percent of District Population Enrolled in Medicaid/FAMIS:** **14.0%**

%

Covered Population	Number of District Members	% of District Population Enrolled in Medicaid/FAMIS
Medicaid Expansion Adults	3,783	4.0%
Children	6,723	7.0%
Pregnant Members	310	0.3%
Persons w/ Disability or Blindness	429	0.4%
Aged (65 or older)	872	0.9%
General Adults	736	0.8%
Limited Benefit Individuals	541	0.6%

**COVID 19 Vaccination Update:**  
**% of Members Fully Vaccinated<sup>2</sup>**



Region	Number of Members Fully Vaccinated	% Fully Vaccinated
Central	173,433	39%
Charlottesville Western	78,528	38%
Northern & Winchester	186,793	47%
Roanoke/Alleghany	60,477	35%
Southwest	36,162	31%
Tidewater	141,710	36%

<sup>1</sup> Populations and districts based on 2018 American Community Survey 1-Year Estimates and 2017 County Business Patterns. Census has not updated survey results due to data collection concerns related to COVID-19.

<sup>2</sup> Percent of members 5 years or older who have received at least two doses of Pfizer or Moderna, or at least one dose of Johnson & Johnson vaccine

## Virginia House District 88

**Total District Population<sup>1</sup>:** 88,074

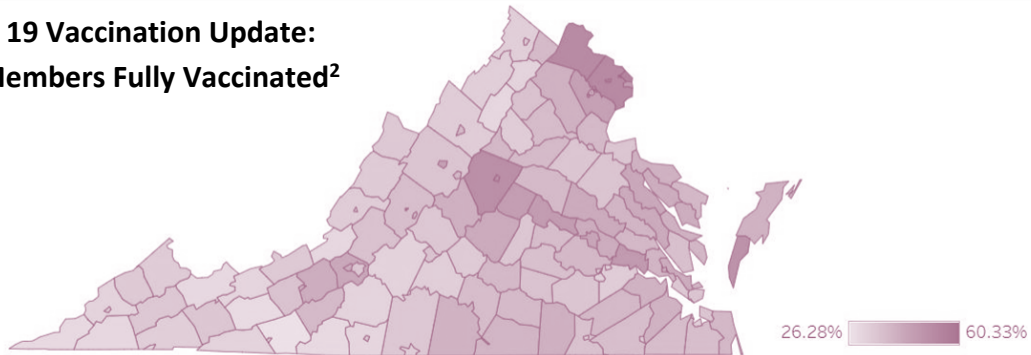
**Total Number of Medicaid/FAMIS Members in District:** 16,906

**Percent of District Population Enrolled in Medicaid/FAMIS:** **19.2%**

%

Covered Population	Number of District Members	% of District Population Enrolled in Medicaid/FAMIS
Medicaid Expansion Adults	5,069	5.8%
Children	7,827	8.9%
Pregnant Members	252	0.3%
Persons w/ Disability or Blindness	1,036	1.2%
Aged (65 or older)	501	0.6%
General Adults	1,500	1.7%
Limited Benefit Individuals	721	0.8%

**COVID 19 Vaccination Update:**  
**% of Members Fully Vaccinated<sup>2</sup>**



Region	Number of Members Fully Vaccinated	% Fully Vaccinated
Central	173,433	39%
Charlottesville Western	78,528	38%
Northern & Winchester	186,793	47%
Roanoke/Alleghany	60,477	35%
Southwest	36,162	31%
Tidewater	141,710	36%

<sup>1</sup> Populations and districts based on 2018 American Community Survey 1-Year Estimates and 2017 County Business Patterns. Census has not updated survey results due to data collection concerns related to COVID-19.

<sup>2</sup> Percent of members 5 years or older who have received at least two doses of Pfizer or Moderna, or at least one dose of Johnson & Johnson vaccine

# MEDICAID AT A GLANCE:

January 1, 2022

## Virginia House District 89

**Total District Population<sup>1</sup>:** 82,834

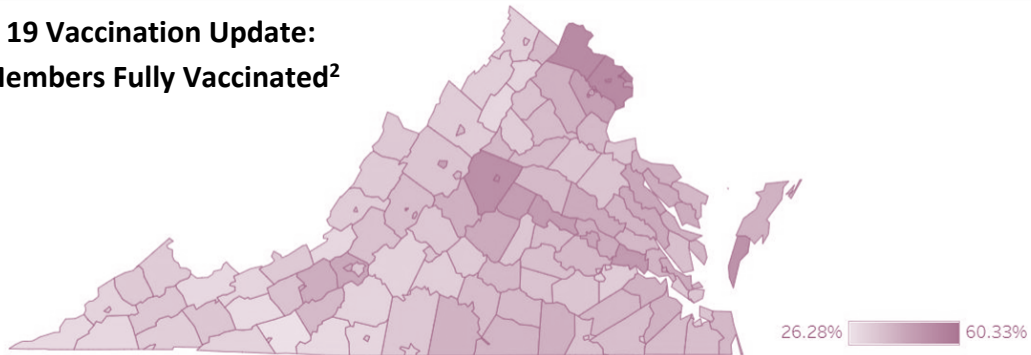
**Total Number of Medicaid/FAMIS Members in District:** 30,833

**Percent of District Population Enrolled in Medicaid/FAMIS:** **37.2%**

%

Covered Population	Number of District Members	% of District Population Enrolled in Medicaid/FAMIS
Medicaid Expansion Adults	10,202	12.3%
Children	11,787	14.2%
Pregnant Members	357	0.4%
Persons w/ Disability or Blindness	2,937	3.5%
Aged (65 or older)	1,320	1.6%
General Adults	2,721	3.3%
Limited Benefit Individuals	1,509	1.8%

**COVID 19 Vaccination Update:**  
**% of Members Fully Vaccinated<sup>2</sup>**



Region	Number of Members Fully Vaccinated	% Fully Vaccinated
Central	173,433	39%
Charlottesville Western	78,528	38%
Northern & Winchester	186,793	47%
Roanoke/Alleghany	60,477	35%
Southwest	36,162	31%
Tidewater	141,710	36%

<sup>1</sup> Populations and districts based on 2018 American Community Survey 1-Year Estimates and 2017 County Business Patterns. Census has not updated survey results due to data collection concerns related to COVID-19.

<sup>2</sup> Percent of members 5 years or older who have received at least two doses of Pfizer or Moderna, or at least one dose of Johnson & Johnson vaccine

# MEDICAID AT A GLANCE:

January 1, 2022

## Virginia House District 90

**Total District Population<sup>1</sup>:** 83,002

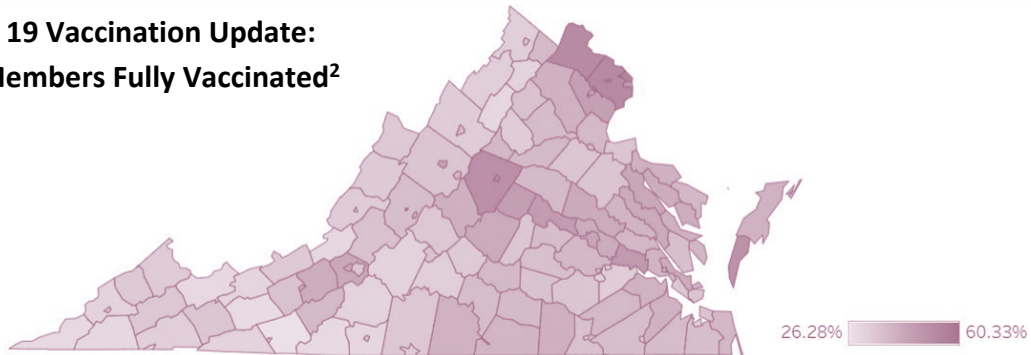
**Total Number of Medicaid/FAMIS Members in District:** 30,996

**Percent of District Population Enrolled in Medicaid/FAMIS:** **37.3%**

%

Covered Population	Number of District Members	% of District Population Enrolled in Medicaid/FAMIS
Medicaid Expansion Adults	9,459	11.4%
Children	13,013	15.7%
Pregnant Members	382	0.5%
Persons w/ Disability or Blindness	2,647	3.2%
Aged (65 or older)	1,086	1.3%
General Adults	2,828	3.4%
Limited Benefit Individuals	1,581	1.9%

**COVID 19 Vaccination Update:**  
**% of Members Fully Vaccinated<sup>2</sup>**



Region	Number of Members Fully Vaccinated	% Fully Vaccinated
Central	173,433	39%
Charlottesville Western	78,528	38%
Northern & Winchester	186,793	47%
Roanoke/Alleghany	60,477	35%
Southwest	36,162	31%
Tidewater	141,710	36%

<sup>1</sup> Populations and districts based on 2018 American Community Survey 1-Year Estimates and 2017 County Business Patterns. Census has not updated survey results due to data collection concerns related to COVID-19.

<sup>2</sup> Percent of members 5 years or older who have received at least two doses of Pfizer or Moderna, or at least one dose of Johnson & Johnson vaccine

# MEDICAID AT A GLANCE:

January 1, 2022

## Virginia House District 91

**Total District Population<sup>1</sup>:** 79,861

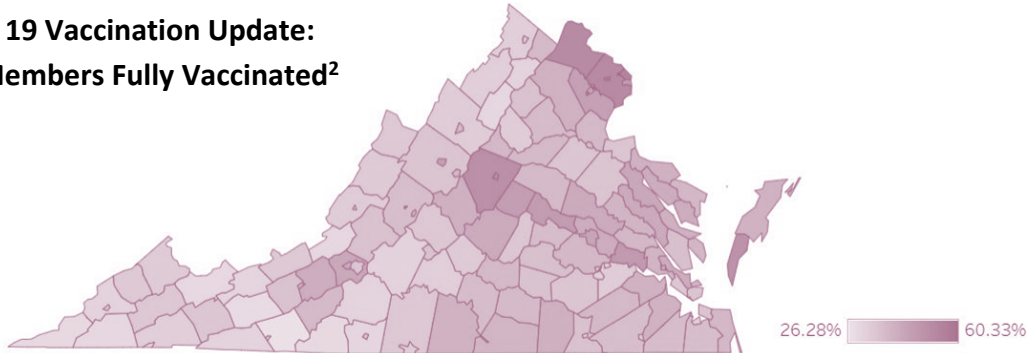
**Total Number of Medicaid/FAMIS Members in District:** 15,918

**Percent of District Population Enrolled in Medicaid/FAMIS:** **19.9%**

%

Covered Population	Number of District Members	% of District Population Enrolled in Medicaid/FAMIS
Medicaid Expansion Adults	5,252	6.6%
Children	6,465	8.1%
Pregnant Members	196	0.2%
Persons w/ Disability or Blindness	1,186	1.5%
Aged (65 or older)	485	0.6%
General Adults	1,552	1.9%
Limited Benefit Individuals	782	1.0%

### COVID 19 Vaccination Update: % of Members Fully Vaccinated<sup>2</sup>



Region	Number of Members Fully Vaccinated	% Fully Vaccinated
Central	173,433	39%
Charlottesville Western	78,528	38%
Northern & Winchester	186,793	47%
Roanoke/Alleghany	60,477	35%
Southwest	36,162	31%
Tidewater	141,710	36%

<sup>1</sup> Populations and districts based on 2018 American Community Survey 1-Year Estimates and 2017 County Business Patterns. Census has not updated survey results due to data collection concerns related to COVID-19.

<sup>2</sup> Percent of members 5 years or older who have received at least two doses of Pfizer or Moderna, or at least one dose of Johnson & Johnson vaccine

# MEDICAID AT A GLANCE:

January 1, 2022

## Virginia House District 92

**Total District Population<sup>1</sup>:** 78,683

**Total Number of Medicaid/FAMIS Members in District:** 27,780

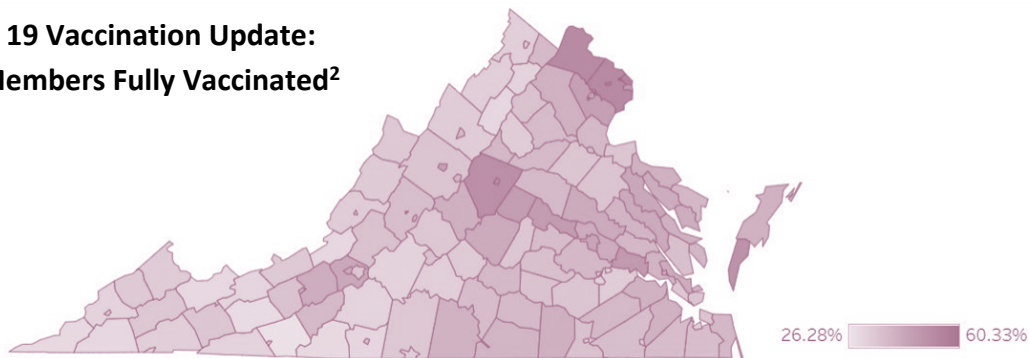
**Percent of District Population Enrolled in Medicaid/FAMIS:** **35.3%**

%

Covered Population	Number of District Members	% of District Population Enrolled in Medicaid/FAMIS
Medicaid Expansion Adults	8,560	10.9%
Children	11,160	14.2%
Pregnant Members	310	0.4%
Persons w/ Disability or Blindness	2,452	3.1%
Aged (65 or older)	977	1.2%
General Adults	2,900	3.7%
Limited Benefit Individuals	1,421	1.8%

### COVID 19 Vaccination Update:

**% of Members Fully Vaccinated<sup>2</sup>**



Region	Number of Members Fully Vaccinated	% Fully Vaccinated
Central	173,433	39%
Charlottesville Western	78,528	38%
Northern & Winchester	186,793	47%
Roanoke/Alleghany	60,477	35%
Southwest	36,162	31%
Tidewater	141,710	36%

<sup>1</sup> Populations and districts based on 2018 American Community Survey 1-Year Estimates and 2017 County Business Patterns. Census has not updated survey results due to data collection concerns related to COVID-19.

<sup>2</sup> Percent of members 5 years or older who have received at least two doses of Pfizer or Moderna, or at least one dose of Johnson & Johnson vaccine



## Virginia House District 93

**Total District Population<sup>1</sup>:** 79,965

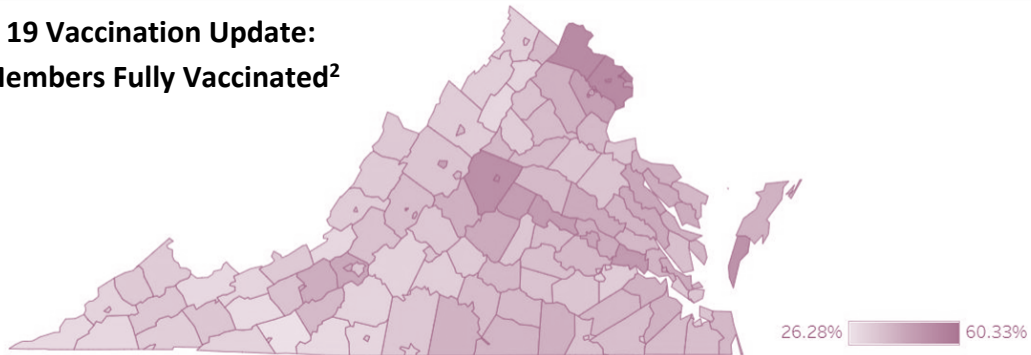
**Total Number of Medicaid/FAMIS Members in District:** 18,914

**Percent of District Population Enrolled in Medicaid/FAMIS:** **23.7%**

%

Covered Population	Number of District Members	% of District Population Enrolled in Medicaid/FAMIS
Medicaid Expansion Adults	6,054	7.6%
Children	8,281	10.4%
Pregnant Members	276	0.3%
Persons w/ Disability or Blindness	1,196	1.5%
Aged (65 or older)	543	0.7%
General Adults	1,692	2.1%
Limited Benefit Individuals	872	1.1%

**COVID 19 Vaccination Update:**  
**% of Members Fully Vaccinated<sup>2</sup>**



Region	Number of Members Fully Vaccinated	% Fully Vaccinated
Central	173,433	39%
Charlottesville Western	78,528	38%
Northern & Winchester	186,793	47%
Roanoke/Alleghany	60,477	35%
Southwest	36,162	31%
Tidewater	141,710	36%

<sup>1</sup> Populations and districts based on 2018 American Community Survey 1-Year Estimates and 2017 County Business Patterns. Census has not updated survey results due to data collection concerns related to COVID-19.

<sup>2</sup> Percent of members 5 years or older who have received at least two doses of Pfizer or Moderna, or at least one dose of Johnson & Johnson vaccine

# MEDICAID AT A GLANCE:

January 1, 2022

## Virginia House District 94

**Total District Population<sup>1</sup>:** 81,393

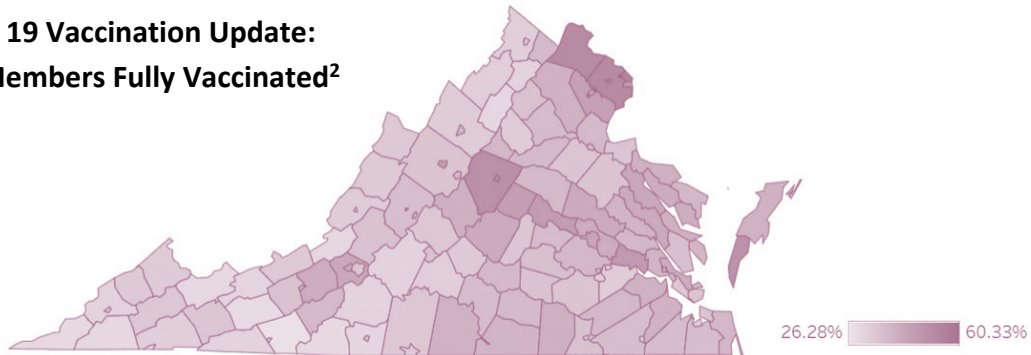
**Total Number of Medicaid/FAMIS Members in District:** 20,078

**Percent of District Population Enrolled in Medicaid/FAMIS:** **24.7%**

%

Covered Population	Number of District Members	% of District Population Enrolled in Medicaid/FAMIS
Medicaid Expansion Adults	6,385	7.8%
Children	8,525	10.5%
Pregnant Members	258	0.3%
Persons w/ Disability or Blindness	1,469	1.8%
Aged (65 or older)	559	0.7%
General Adults	1,929	2.4%
Limited Benefit Individuals	953	1.2%

**COVID 19 Vaccination Update:**  
**% of Members Fully Vaccinated<sup>2</sup>**



Region	Number of Members Fully Vaccinated	% Fully Vaccinated
Central	173,433	39%
Charlottesville Western	78,528	38%
Northern & Winchester	186,793	47%
Roanoke/Alleghany	60,477	35%
Southwest	36,162	31%
Tidewater	141,710	36%

<sup>1</sup> Populations and districts based on 2018 American Community Survey 1-Year Estimates and 2017 County Business Patterns. Census has not updated survey results due to data collection concerns related to COVID-19.

<sup>2</sup> Percent of members 5 years or older who have received at least two doses of Pfizer or Moderna, or at least one dose of Johnson & Johnson vaccine

# MEDICAID AT A GLANCE:

January 1, 2022

## Virginia House District 95

**Total District Population<sup>1</sup>:** 78,641

**Total Number of Medicaid/FAMIS Members in District:** 35,159

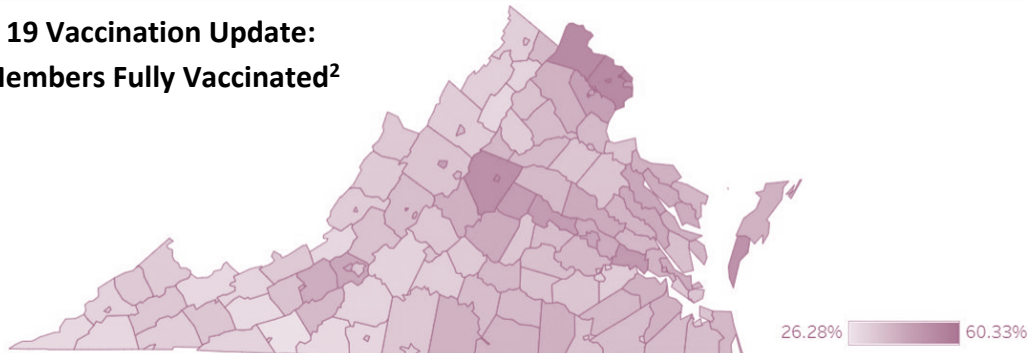
**Percent of District Population Enrolled in Medicaid/FAMIS:** **44.7%**

%

Covered Population	Number of District Members	% of District Population Enrolled in Medicaid/FAMIS
Medicaid Expansion Adults	10,482	13.3%
Children	14,781	18.8%
Pregnant Members	406	0.5%
Persons w/ Disability or Blindness	3,077	3.9%
Aged (65 or older)	1,104	1.4%
General Adults	3,578	4.5%
Limited Benefit Individuals	1,731	2.2%

### COVID 19 Vaccination Update:

**% of Members Fully Vaccinated<sup>2</sup>**



Region	Number of Members Fully Vaccinated	% Fully Vaccinated
Central	173,433	39%
Charlottesville Western	78,528	38%
Northern & Winchester	186,793	47%
Roanoke/Alleghany	60,477	35%
Southwest	36,162	31%
Tidewater	141,710	36%

<sup>1</sup> Populations and districts based on 2018 American Community Survey 1-Year Estimates and 2017 County Business Patterns. Census has not updated survey results due to data collection concerns related to COVID-19.

<sup>2</sup> Percent of members 5 years or older who have received at least two doses of Pfizer or Moderna, or at least one dose of Johnson & Johnson vaccine

## Virginia House District 96

**Total District Population<sup>1</sup>:** 85,727

**Total Number of Medicaid/FAMIS Members in District:** 11,959

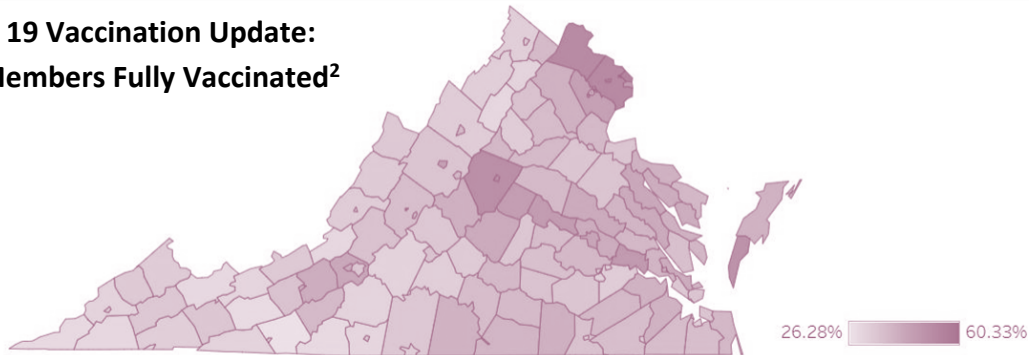
**Percent of District Population Enrolled in Medicaid/FAMIS:** **14.0%**

%

Covered Population	Number of District Members	% of District Population Enrolled in Medicaid/FAMIS
Medicaid Expansion Adults	4,203	4.9%
Children	4,969	5.8%
Pregnant Members	120	0.1%
Persons w/ Disability or Blindness	753	0.9%
Aged (65 or older)	343	0.4%
General Adults	883	1.0%
Limited Benefit Individuals	688	0.8%

### COVID 19 Vaccination Update:

**% of Members Fully Vaccinated<sup>2</sup>**



Region	Number of Members Fully Vaccinated	% Fully Vaccinated
Central	173,433	39%
Charlottesville Western	78,528	38%
Northern & Winchester	186,793	47%
Roanoke/Alleghany	60,477	35%
Southwest	36,162	31%
Tidewater	141,710	36%

<sup>1</sup> Populations and districts based on 2018 American Community Survey 1-Year Estimates and 2017 County Business Patterns. Census has not updated survey results due to data collection concerns related to COVID-19.

<sup>2</sup> Percent of members 5 years or older who have received at least two doses of Pfizer or Moderna, or at least one dose of Johnson & Johnson vaccine

## Virginia House District 97

**Total District Population<sup>1</sup>:** 82,428

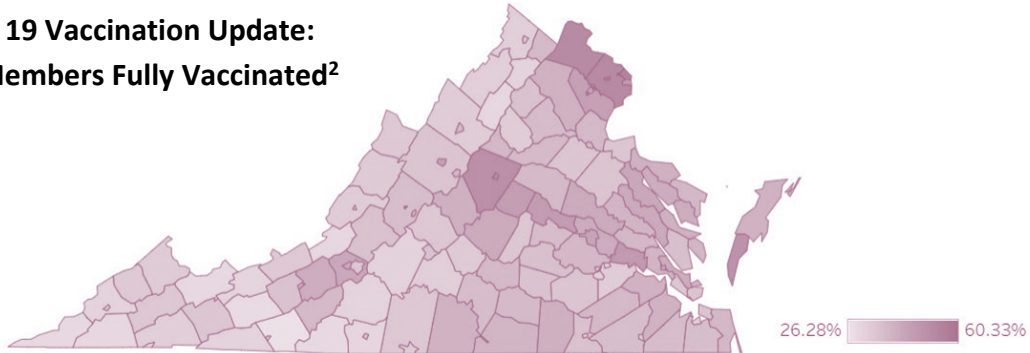
**Total Number of Medicaid/FAMIS Members in District:** 13,432

**Percent of District Population Enrolled in Medicaid/FAMIS:** **16.3%**

%

Covered Population	Number of District Members	% of District Population Enrolled in Medicaid/FAMIS
Medicaid Expansion Adults	4,387	5.3%
Children	5,448	6.6%
Pregnant Members	185	0.2%
Persons w/ Disability or Blindness	1,035	1.3%
Aged (65 or older)	459	0.6%
General Adults	1,046	1.3%
Limited Benefit Individuals	872	1.1%

### COVID 19 Vaccination Update: % of Members Fully Vaccinated<sup>2</sup>



Region	Number of Members Fully Vaccinated	% Fully Vaccinated
Central	173,433	39%
Charlottesville Western	78,528	38%
Northern & Winchester	186,793	47%
Roanoke/Alleghany	60,477	35%
Southwest	36,162	31%
Tidewater	141,710	36%

<sup>1</sup> Populations and districts based on 2018 American Community Survey 1-Year Estimates and 2017 County Business Patterns. Census has not updated survey results due to data collection concerns related to COVID-19.

<sup>2</sup> Percent of members 5 years or older who have received at least two doses of Pfizer or Moderna, or at least one dose of Johnson & Johnson vaccine

## Virginia House District 98

**Total District Population<sup>1</sup>:** 79,154

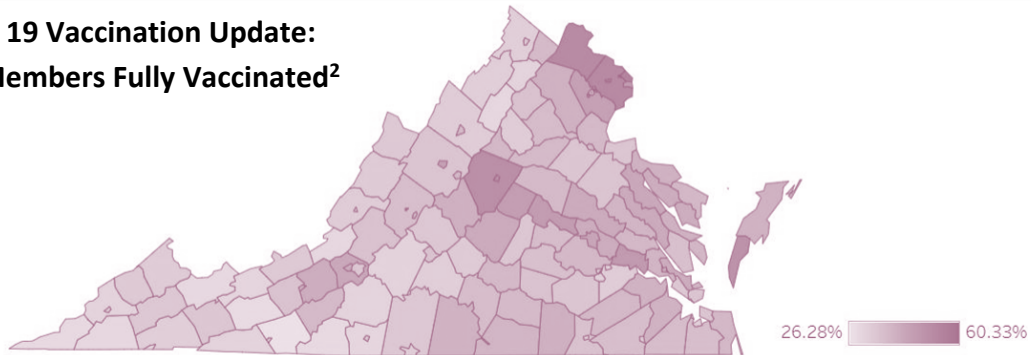
**Total Number of Medicaid/FAMIS Members in District:** 19,959

**Percent of District Population Enrolled in Medicaid/FAMIS:** **25.2%**

%

Covered Population	Number of District Members	% of District Population Enrolled in Medicaid/FAMIS
Medicaid Expansion Adults	6,748	8.5%
Children	7,327	9.3%
Pregnant Members	241	0.3%
Persons w/ Disability or Blindness	1,730	2.2%
Aged (65 or older)	881	1.1%
General Adults	1,553	2.0%
Limited Benefit Individuals	1,479	1.9%

**COVID 19 Vaccination Update:**  
**% of Members Fully Vaccinated<sup>2</sup>**



Region	Number of Members Fully Vaccinated	% Fully Vaccinated
Central	173,433	39%
Charlottesville Western	78,528	38%
Northern & Winchester	186,793	47%
Roanoke/Alleghany	60,477	35%
Southwest	36,162	31%
Tidewater	141,710	36%

<sup>1</sup> Populations and districts based on 2018 American Community Survey 1-Year Estimates and 2017 County Business Patterns. Census has not updated survey results due to data collection concerns related to COVID-19.

<sup>2</sup> Percent of members 5 years or older who have received at least two doses of Pfizer or Moderna, or at least one dose of Johnson & Johnson vaccine

## Virginia House District 99

**Total District Population<sup>1</sup>:** 82,301

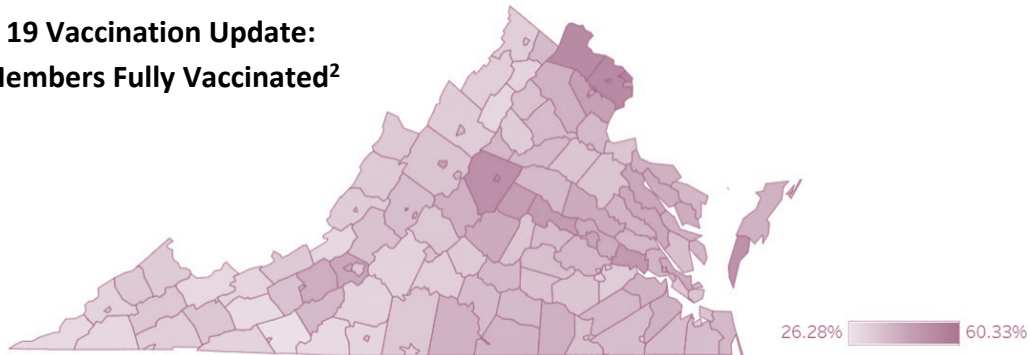
**Total Number of Medicaid/FAMIS Members in District:** 20,869

**Percent of District Population Enrolled in Medicaid/FAMIS:** **25.4%**

%

Covered Population	Number of District Members	% of District Population Enrolled in Medicaid/FAMIS
Medicaid Expansion Adults	6,771	8.2%
Children	8,114	9.9%
Pregnant Members	216	0.3%
Persons w/ Disability or Blindness	1,590	1.9%
Aged (65 or older)	1,010	1.2%
General Adults	1,576	1.9%
Limited Benefit Individuals	1,592	1.9%

**COVID 19 Vaccination Update:**  
**% of Members Fully Vaccinated<sup>2</sup>**



Region	Number of Members Fully Vaccinated	% Fully Vaccinated
Central	173,433	39%
Charlottesville Western	78,528	38%
Northern & Winchester	186,793	47%
Roanoke/Alleghany	60,477	35%
Southwest	36,162	31%
Tidewater	141,710	36%

<sup>1</sup> Populations and districts based on 2018 American Community Survey 1-Year Estimates and 2017 County Business Patterns. Census has not updated survey results due to data collection concerns related to COVID-19.

<sup>2</sup> Percent of members 5 years or older who have received at least two doses of Pfizer or Moderna, or at least one dose of Johnson & Johnson vaccine



# MEDICAID AT A GLANCE:

January 1, 2022

## Virginia House District 100

**Total District Population<sup>1</sup>:** 81,472

**Total Number of Medicaid/FAMIS Members in District:** 29,150

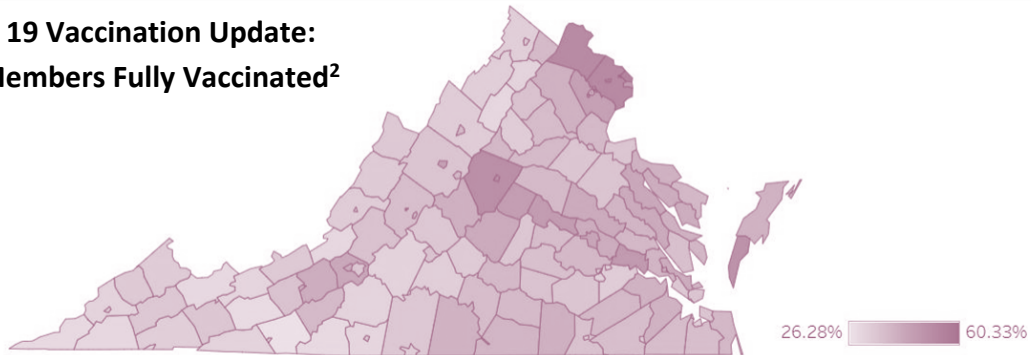
**Percent of District Population Enrolled in Medicaid/FAMIS:** **35.8%**

%

Covered Population	Number of District Members	% of District Population Enrolled in Medicaid/FAMIS
Medicaid Expansion Adults	9,086	11.2%
Children	11,696	14.4%
Pregnant Members	386	0.5%
Persons w/ Disability or Blindness	2,554	3.1%
Aged (65 or older)	1,350	1.7%
General Adults	2,120	2.6%
Limited Benefit Individuals	1,958	2.4%

### COVID 19 Vaccination Update:

**% of Members Fully Vaccinated<sup>2</sup>**



Region	Number of Members Fully Vaccinated	% Fully Vaccinated
Central	173,433	39%
Charlottesville Western	78,528	38%
Northern & Winchester	186,793	47%
Roanoke/Alleghany	60,477	35%
Southwest	36,162	31%
Tidewater	141,710	36%

<sup>1</sup> Populations and districts based on 2018 American Community Survey 1-Year Estimates and 2017 County Business Patterns. Census has not updated survey results due to data collection concerns related to COVID-19.

<sup>2</sup> Percent of members 5 years or older who have received at least two doses of Pfizer or Moderna, or at least one dose of Johnson & Johnson vaccine