

Virginia Senate District 1

Total District Population¹: 205,960

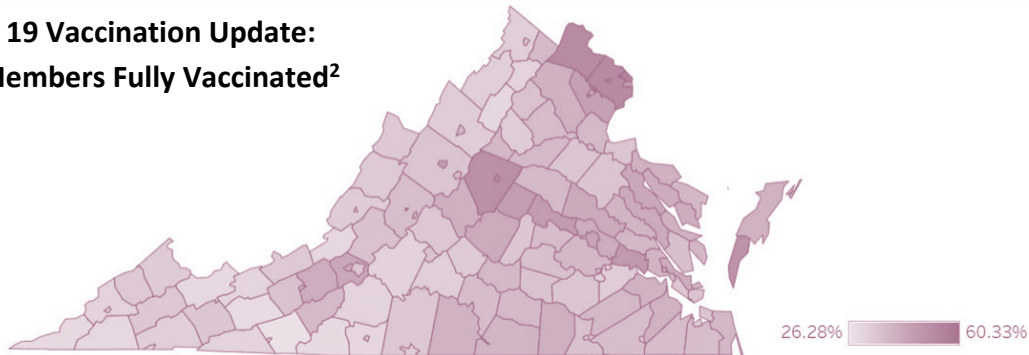
Total Number of Medicaid/FAMIS Members in District: 56,823

Percent of District Population Enrolled in Medicaid/FAMIS: **27.6%**

%

Covered Population	Number of District Members	% of District Population Enrolled in Medicaid/FAMIS
Medicaid Expansion Adults	17,772	8.6%
Children	24,737	12.0%
Pregnant Members	762	0.4%
Persons w/ Disability or Blindness	3,920	1.9%
Aged (65 or older)	1,497	0.7%
General Adults	5,458	2.7%
Limited Benefit Individuals	2,677	1.3%

COVID 19 Vaccination Update:
% of Members Fully Vaccinated²



Region	Number of Members Fully Vaccinated	% Fully Vaccinated
Central	173,433	39%
Charlottesville Western	78,528	38%
Northern & Winchester	186,793	47%
Roanoke/Alleghany	60,477	35%
Southwest	36,162	31%
Tidewater	141,710	36%

¹ Populations and districts based on 2018 American Community Survey 1-Year Estimates and 2017 County Business Patterns. Census has not updated survey results due to data collection concerns related to COVID-19.

² Percent of members 5 years or older who have received at least two doses of Pfizer or Moderna, or at least one dose of Johnson & Johnson vaccine

Virginia Senate District 2

Total District Population¹: 199,031

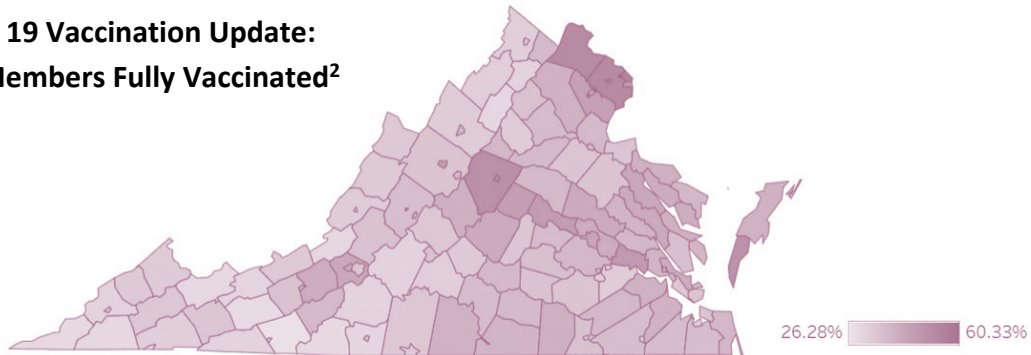
Total Number of Medicaid/FAMIS Members in District: 68,391

Percent of District Population Enrolled in Medicaid/FAMIS: **34.4%**

%

Covered Population	Number of District Members	% of District Population Enrolled in Medicaid/FAMIS
Medicaid Expansion Adults	21,093	10.6%
Children	27,903	14.0%
Pregnant Members	771	0.4%
Persons w/ Disability or Blindness	5,941	3.0%
Aged (65 or older)	2,328	1.2%
General Adults	6,877	3.5%
Limited Benefit Individuals	3,478	1.7%

COVID 19 Vaccination Update:
% of Members Fully Vaccinated²



Region	Number of Members Fully Vaccinated	% Fully Vaccinated
Central	173,433	39%
Charlottesville Western	78,528	38%
Northern & Winchester	186,793	47%
Roanoke/Alleghany	60,477	35%
Southwest	36,162	31%
Tidewater	141,710	36%

¹ Populations and districts based on 2018 American Community Survey 1-Year Estimates and 2017 County Business Patterns. Census has not updated survey results due to data collection concerns related to COVID-19.

² Percent of members 5 years or older who have received at least two doses of Pfizer or Moderna, or at least one dose of Johnson & Johnson vaccine

Virginia Senate District 3

Total District Population¹: 211,290

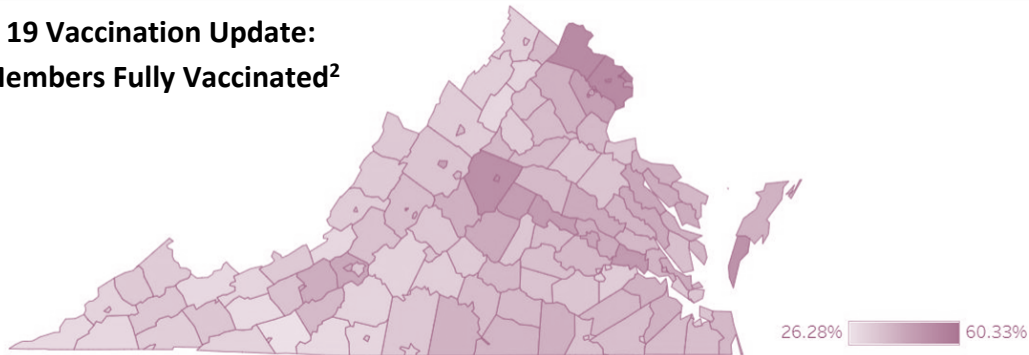
Total Number of Medicaid/FAMIS Members in District: 34,017

Percent of District Population Enrolled in Medicaid/FAMIS: **16.1%**

%

Covered Population	Number of District Members	% of District Population Enrolled in Medicaid/FAMIS
Medicaid Expansion Adults	11,590	5.5%
Children	13,256	6.3%
Pregnant Members	426	0.2%
Persons w/ Disability or Blindness	2,559	1.2%
Aged (65 or older)	1,246	0.6%
General Adults	2,727	1.3%
Limited Benefit Individuals	2,213	1.0%

COVID 19 Vaccination Update:
% of Members Fully Vaccinated²



Region	Number of Members Fully Vaccinated	% Fully Vaccinated
Central	173,433	39%
Charlottesville Western	78,528	38%
Northern & Winchester	186,793	47%
Roanoke/Alleghany	60,477	35%
Southwest	36,162	31%
Tidewater	141,710	36%

¹ Populations and districts based on 2018 American Community Survey 1-Year Estimates and 2017 County Business Patterns. Census has not updated survey results due to data collection concerns related to COVID-19.

² Percent of members 5 years or older who have received at least two doses of Pfizer or Moderna, or at least one dose of Johnson & Johnson vaccine

Virginia Senate District 4

Total District Population¹: 206,073

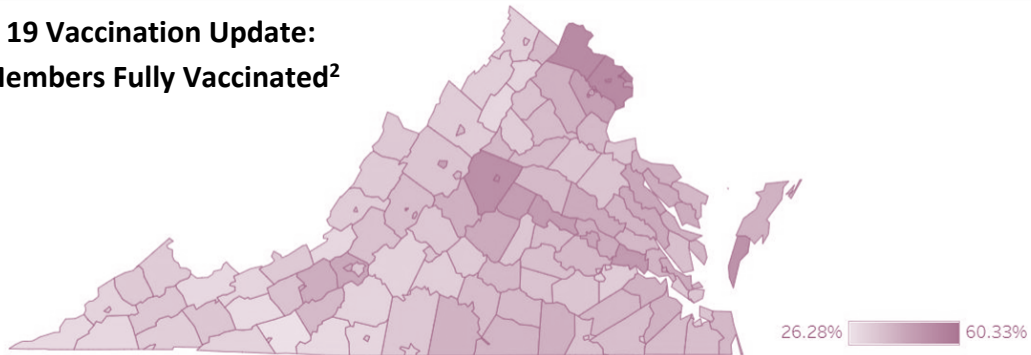
Total Number of Medicaid/FAMIS Members in District: 43,143

Percent of District Population Enrolled in Medicaid/FAMIS: **20.9%**

%

Covered Population	Number of District Members	% of District Population Enrolled in Medicaid/FAMIS
Medicaid Expansion Adults	14,131	6.9%
Children	17,238	8.4%
Pregnant Members	526	0.3%
Persons w/ Disability or Blindness	3,289	1.6%
Aged (65 or older)	1,717	0.8%
General Adults	3,269	1.6%
Limited Benefit Individuals	2,973	1.4%

COVID 19 Vaccination Update:
% of Members Fully Vaccinated²



Region	Number of Members Fully Vaccinated	% Fully Vaccinated
Central	173,433	39%
Charlottesville Western	78,528	38%
Northern & Winchester	186,793	47%
Roanoke/Alleghany	60,477	35%
Southwest	36,162	31%
Tidewater	141,710	36%

¹ Populations and districts based on 2018 American Community Survey 1-Year Estimates and 2017 County Business Patterns. Census has not updated survey results due to data collection concerns related to COVID-19.

² Percent of members 5 years or older who have received at least two doses of Pfizer or Moderna, or at least one dose of Johnson & Johnson vaccine

Virginia Senate District 5

Total District Population¹: 204,332

Total Number of Medicaid/FAMIS Members in District: 77,670

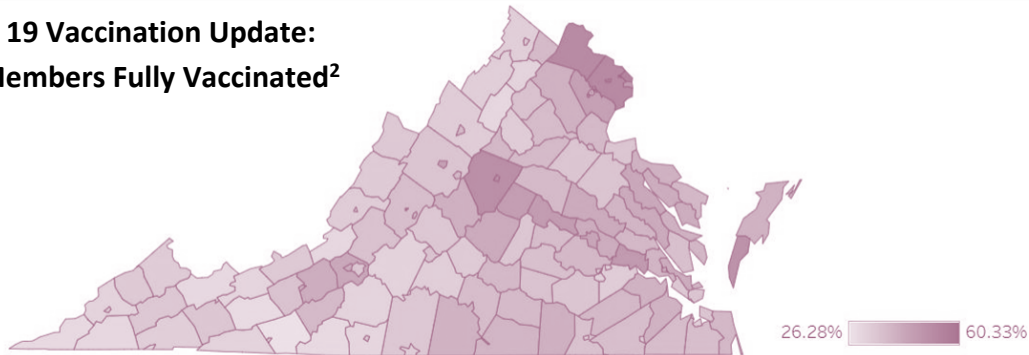
Percent of District Population Enrolled in Medicaid/FAMIS: **38.0%**

%

Covered Population	Number of District Members	% of District Population Enrolled in Medicaid/FAMIS
Medicaid Expansion Adults	24,180	11.8%
Children	31,891	15.6%
Pregnant Members	903	0.4%
Persons w/ Disability or Blindness	6,917	3.4%
Aged (65 or older)	2,894	1.4%
General Adults	7,067	3.5%
Limited Benefit Individuals	3,818	1.9%

COVID 19 Vaccination Update:

% of Members Fully Vaccinated²



Region	Number of Members Fully Vaccinated	% Fully Vaccinated
Central	173,433	39%
Charlottesville Western	78,528	38%
Northern & Winchester	186,793	47%
Roanoke/Alleghany	60,477	35%
Southwest	36,162	31%
Tidewater	141,710	36%

¹ Populations and districts based on 2018 American Community Survey 1-Year Estimates and 2017 County Business Patterns. Census has not updated survey results due to data collection concerns related to COVID-19.

² Percent of members 5 years or older who have received at least two doses of Pfizer or Moderna, or at least one dose of Johnson & Johnson vaccine

Virginia Senate District 6

Total District Population¹: 197,667

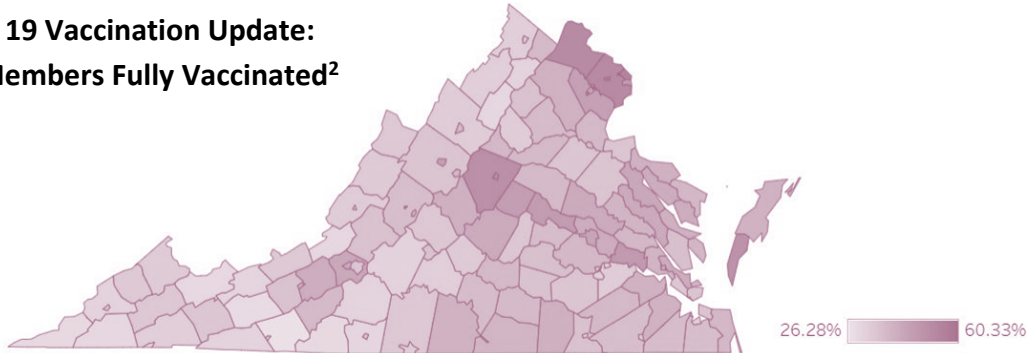
Total Number of Medicaid/FAMIS Members in District: 48,312

Percent of District Population Enrolled in Medicaid/FAMIS: **24.4%**

%

Covered Population	Number of District Members	% of District Population Enrolled in Medicaid/FAMIS
Medicaid Expansion Adults	16,201	8.2%
Children	18,577	9.4%
Pregnant Members	647	0.3%
Persons w/ Disability or Blindness	4,134	2.1%
Aged (65 or older)	2,077	1.1%
General Adults	3,677	1.9%
Limited Benefit Individuals	2,999	1.5%

COVID 19 Vaccination Update:
% of Members Fully Vaccinated²



Region	Number of Members Fully Vaccinated	% Fully Vaccinated
Central	173,433	39%
Charlottesville Western	78,528	38%
Northern & Winchester	186,793	47%
Roanoke/Alleghany	60,477	35%
Southwest	36,162	31%
Tidewater	141,710	36%

¹ Populations and districts based on 2018 American Community Survey 1-Year Estimates and 2017 County Business Patterns. Census has not updated survey results due to data collection concerns related to COVID-19.

² Percent of members 5 years or older who have received at least two doses of Pfizer or Moderna, or at least one dose of Johnson & Johnson vaccine

Virginia Senate District 7

Total District Population¹: 204,301

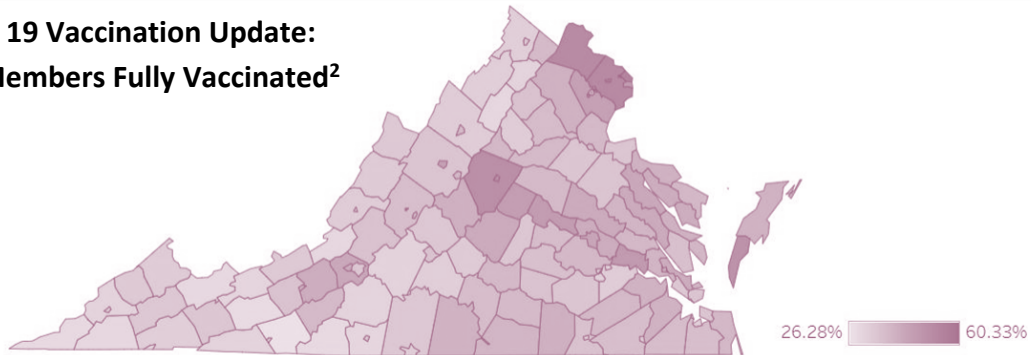
Total Number of Medicaid/FAMIS Members in District: 46,030

Percent of District Population Enrolled in Medicaid/FAMIS: **22.5%**

%

Covered Population	Number of District Members	% of District Population Enrolled in Medicaid/FAMIS
Medicaid Expansion Adults	15,042	7.4%
Children	18,886	9.2%
Pregnant Members	658	0.3%
Persons w/ Disability or Blindness	3,509	1.7%
Aged (65 or older)	1,635	0.8%
General Adults	3,887	1.9%
Limited Benefit Individuals	2,413	1.2%

COVID 19 Vaccination Update:
% of Members Fully Vaccinated²



Region	Number of Members Fully Vaccinated	% Fully Vaccinated
Central	173,433	39%
Charlottesville Western	78,528	38%
Northern & Winchester	186,793	47%
Roanoke/Alleghany	60,477	35%
Southwest	36,162	31%
Tidewater	141,710	36%

¹ Populations and districts based on 2018 American Community Survey 1-Year Estimates and 2017 County Business Patterns. Census has not updated survey results due to data collection concerns related to COVID-19.

² Percent of members 5 years or older who have received at least two doses of Pfizer or Moderna, or at least one dose of Johnson & Johnson vaccine

Virginia Senate District 8

Total District Population¹: 202,891

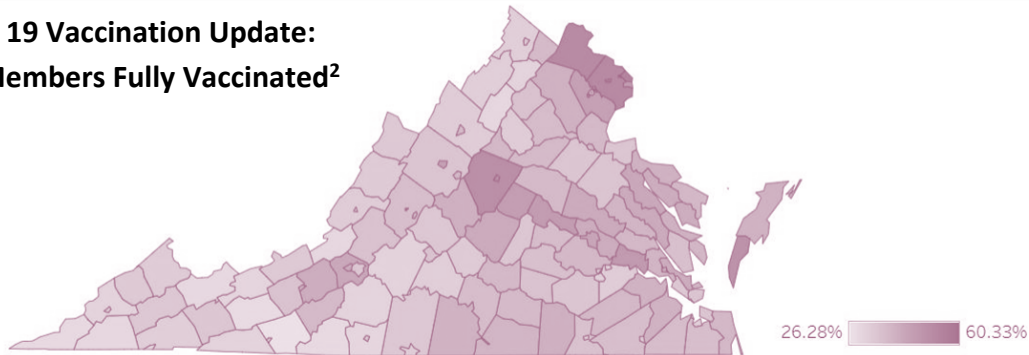
Total Number of Medicaid/FAMIS Members in District: 34,606

Percent of District Population Enrolled in Medicaid/FAMIS: **17.1%**

%

Covered Population	Number of District Members	% of District Population Enrolled in Medicaid/FAMIS
Medicaid Expansion Adults	11,992	5.9%
Children	14,095	6.9%
Pregnant Members	516	0.3%
Persons w/ Disability or Blindness	2,320	1.1%
Aged (65 or older)	994	0.5%
General Adults	2,989	1.5%
Limited Benefit Individuals	1,700	0.8%

COVID 19 Vaccination Update:
% of Members Fully Vaccinated²



Region	Number of Members Fully Vaccinated	% Fully Vaccinated
Central	173,433	39%
Charlottesville Western	78,528	38%
Northern & Winchester	186,793	47%
Roanoke/Alleghany	60,477	35%
Southwest	36,162	31%
Tidewater	141,710	36%

¹ Populations and districts based on 2018 American Community Survey 1-Year Estimates and 2017 County Business Patterns. Census has not updated survey results due to data collection concerns related to COVID-19.

² Percent of members 5 years or older who have received at least two doses of Pfizer or Moderna, or at least one dose of Johnson & Johnson vaccine

Virginia Senate District 9

Total District Population¹: 205,355

Total Number of Medicaid/FAMIS Members in District: 71,071

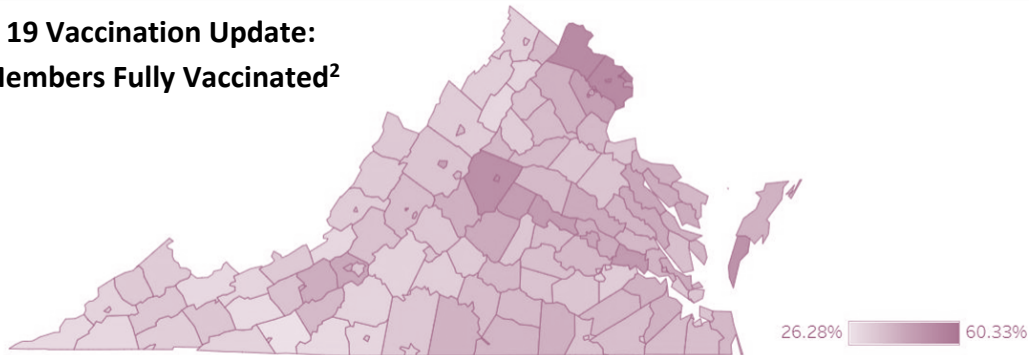
Percent of District Population Enrolled in Medicaid/FAMIS: **34.6%**

%

Covered Population	Number of District Members	% of District Population Enrolled in Medicaid/FAMIS
Medicaid Expansion Adults	24,961	12.2%
Children	26,492	12.9%
Pregnant Members	694	0.3%
Persons w/ Disability or Blindness	6,544	3.2%
Aged (65 or older)	2,382	1.2%
General Adults	6,210	3.0%
Limited Benefit Individuals	3,788	1.8%

COVID 19 Vaccination Update:

% of Members Fully Vaccinated²



Region	Number of Members Fully Vaccinated	% Fully Vaccinated
Central	173,433	39%
Charlottesville Western	78,528	38%
Northern & Winchester	186,793	47%
Roanoke/Alleghany	60,477	35%
Southwest	36,162	31%
Tidewater	141,710	36%

¹ Populations and districts based on 2018 American Community Survey 1-Year Estimates and 2017 County Business Patterns. Census has not updated survey results due to data collection concerns related to COVID-19.

² Percent of members 5 years or older who have received at least two doses of Pfizer or Moderna, or at least one dose of Johnson & Johnson vaccine

Virginia Senate District 10

Total District Population¹: 209,110

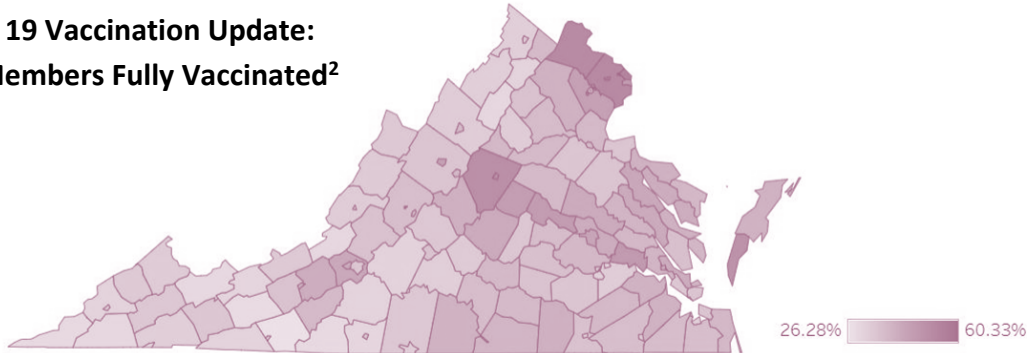
Total Number of Medicaid/FAMIS Members in District: 58,462

Percent of District Population Enrolled in Medicaid/FAMIS: **28.0%**

%

Covered Population	Number of District Members	% of District Population Enrolled in Medicaid/FAMIS
Medicaid Expansion Adults	27,113	13.0%
Children	17,898	8.6%
Pregnant Members	679	0.3%
Persons w/ Disability or Blindness	3,765	1.8%
Aged (65 or older)	1,948	0.9%
General Adults	4,671	2.2%
Limited Benefit Individuals	2,388	1.1%

COVID 19 Vaccination Update: % of Members Fully Vaccinated²



Region	Number of Members Fully Vaccinated	% Fully Vaccinated
Central	173,433	39%
Charlottesville Western	78,528	38%
Northern & Winchester	186,793	47%
Roanoke/Alleghany	60,477	35%
Southwest	36,162	31%
Tidewater	141,710	36%

¹ Populations and districts based on 2018 American Community Survey 1-Year Estimates and 2017 County Business Patterns. Census has not updated survey results due to data collection concerns related to COVID-19.

² Percent of members 5 years or older who have received at least two doses of Pfizer or Moderna, or at least one dose of Johnson & Johnson vaccine

Virginia Senate District 11

Total District Population¹: 212,815

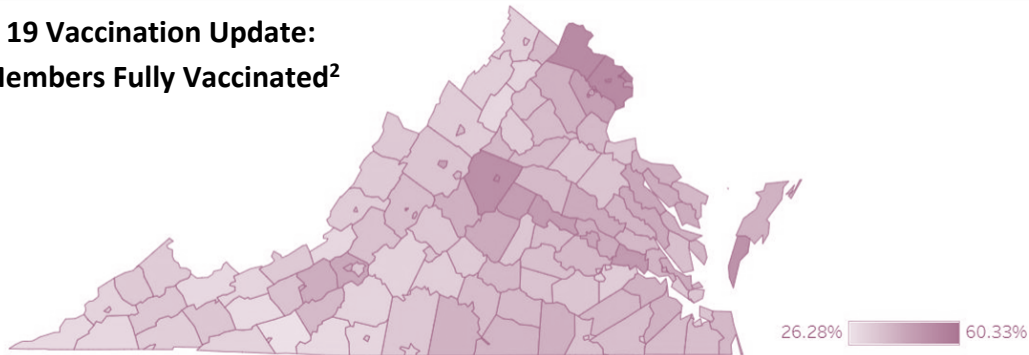
Total Number of Medicaid/FAMIS Members in District: 51,392

Percent of District Population Enrolled in Medicaid/FAMIS: **24.1%**

%

Covered Population	Number of District Members	% of District Population Enrolled in Medicaid/FAMIS
Medicaid Expansion Adults	14,901	7.0%
Children	23,439	11.0%
Pregnant Members	738	0.3%
Persons w/ Disability or Blindness	3,688	1.7%
Aged (65 or older)	1,541	0.7%
General Adults	4,654	2.2%
Limited Benefit Individuals	2,431	1.1%

COVID 19 Vaccination Update:
% of Members Fully Vaccinated²



Region	Number of Members Fully Vaccinated	% Fully Vaccinated
Central	173,433	39%
Charlottesville Western	78,528	38%
Northern & Winchester	186,793	47%
Roanoke/Alleghany	60,477	35%
Southwest	36,162	31%
Tidewater	141,710	36%

¹ Populations and districts based on 2018 American Community Survey 1-Year Estimates and 2017 County Business Patterns. Census has not updated survey results due to data collection concerns related to COVID-19.
² Percent of members 5 years or older who have received at least two doses of Pfizer or Moderna, or at least one dose of Johnson & Johnson vaccine

Virginia Senate District 12

Total District Population¹: 213,460

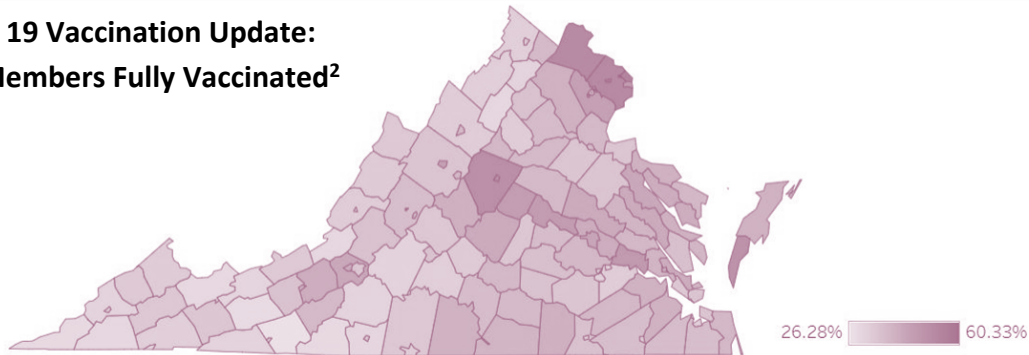
Total Number of Medicaid/FAMIS Members in District: 38,397

Percent of District Population Enrolled in Medicaid/FAMIS: **18.0%**

%

Covered Population	Number of District Members	% of District Population Enrolled in Medicaid/FAMIS
Medicaid Expansion Adults	12,728	6.0%
Children	16,431	7.7%
Pregnant Members	640	0.3%
Persons w/ Disability or Blindness	2,205	1.0%
Aged (65 or older)	1,655	0.8%
General Adults	2,919	1.4%
Limited Benefit Individuals	1,819	0.9%

COVID 19 Vaccination Update:
% of Members Fully Vaccinated²



Region	Number of Members Fully Vaccinated	% Fully Vaccinated
Central	173,433	39%
Charlottesville Western	78,528	38%
Northern & Winchester	186,793	47%
Roanoke/Alleghany	60,477	35%
Southwest	36,162	31%
Tidewater	141,710	36%

¹ Populations and districts based on 2018 American Community Survey 1-Year Estimates and 2017 County Business Patterns. Census has not updated survey results due to data collection concerns related to COVID-19.

² Percent of members 5 years or older who have received at least two doses of Pfizer or Moderna, or at least one dose of Johnson & Johnson vaccine

Virginia Senate District 13

Total District Population¹: 238,772

Total Number of Medicaid/FAMIS Members in District: 31,160

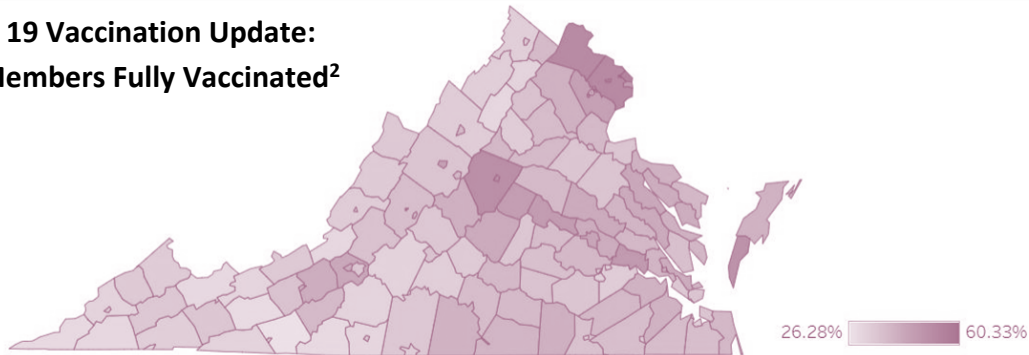
Percent of District Population Enrolled in Medicaid/FAMIS: **13.1%**

%

Covered Population	Number of District Members	% of District Population Enrolled in Medicaid/FAMIS
Medicaid Expansion Adults	9,668	4.0%
Children	13,940	5.8%
Pregnant Members	542	0.2%
Persons w/ Disability or Blindness	1,531	0.6%
Aged (65 or older)	2,049	0.9%
General Adults	2,165	0.9%
Limited Benefit Individuals	1,265	0.5%

COVID 19 Vaccination Update:

% of Members Fully Vaccinated²



Region	Number of Members Fully Vaccinated	% Fully Vaccinated
Central	173,433	39%
Charlottesville Western	78,528	38%
Northern & Winchester	186,793	47%
Roanoke/Alleghany	60,477	35%
Southwest	36,162	31%
Tidewater	141,710	36%

¹ Populations and districts based on 2018 American Community Survey 1-Year Estimates and 2017 County Business Patterns. Census has not updated survey results due to data collection concerns related to COVID-19.

² Percent of members 5 years or older who have received at least two doses of Pfizer or Moderna, or at least one dose of Johnson & Johnson vaccine

Virginia Senate District 14

Total District Population¹: 208,806

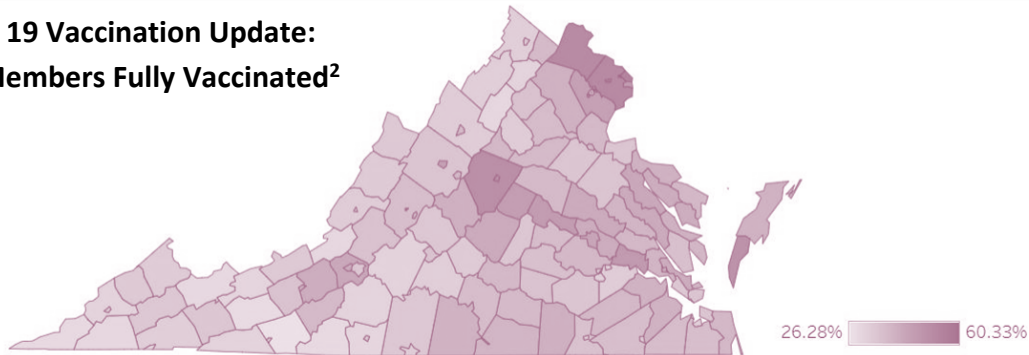
Total Number of Medicaid/FAMIS Members in District: 34,132

Percent of District Population Enrolled in Medicaid/FAMIS: **16.3%**

%

Covered Population	Number of District Members	% of District Population Enrolled in Medicaid/FAMIS
Medicaid Expansion Adults	11,483	5.5%
Children	13,330	6.4%
Pregnant Members	358	0.2%
Persons w/ Disability or Blindness	2,804	1.3%
Aged (65 or older)	1,307	0.6%
General Adults	2,983	1.4%
Limited Benefit Individuals	1,867	0.9%

COVID 19 Vaccination Update:
% of Members Fully Vaccinated²



Region	Number of Members Fully Vaccinated	% Fully Vaccinated
Central	173,433	39%
Charlottesville Western	78,528	38%
Northern & Winchester	186,793	47%
Roanoke/Alleghany	60,477	35%
Southwest	36,162	31%
Tidewater	141,710	36%

¹ Populations and districts based on 2018 American Community Survey 1-Year Estimates and 2017 County Business Patterns. Census has not updated survey results due to data collection concerns related to COVID-19.

² Percent of members 5 years or older who have received at least two doses of Pfizer or Moderna, or at least one dose of Johnson & Johnson vaccine

Virginia Senate District 15

Total District Population¹: 191,471

Total Number of Medicaid/FAMIS Members in District: 64,532

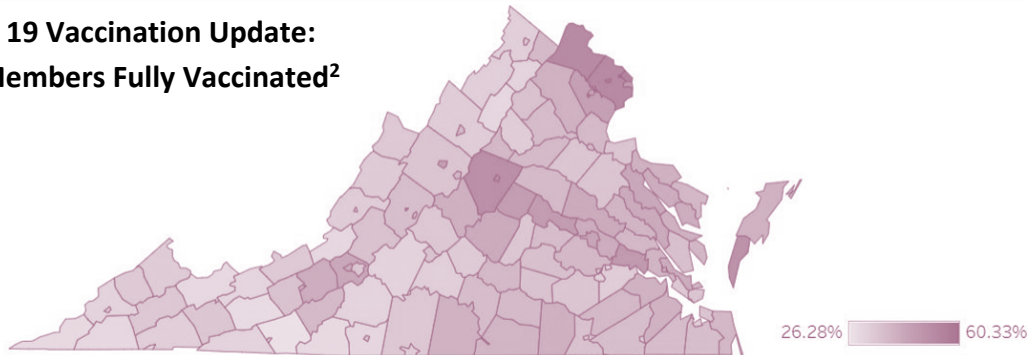
Percent of District Population Enrolled in Medicaid/FAMIS: **33.7%**

%

Covered Population	Number of District Members	% of District Population Enrolled in Medicaid/FAMIS
Medicaid Expansion Adults	19,540	10.2%
Children	24,611	12.9%
Pregnant Members	741	0.4%
Persons w/ Disability or Blindness	6,195	3.2%
Aged (65 or older)	3,280	1.7%
General Adults	4,889	2.6%
Limited Benefit Individuals	5,276	2.8%

COVID 19 Vaccination Update:

% of Members Fully Vaccinated²



Region	Number of Members Fully Vaccinated	% Fully Vaccinated
Central	173,433	39%
Charlottesville Western	78,528	38%
Northern & Winchester	186,793	47%
Roanoke/Alleghany	60,477	35%
Southwest	36,162	31%
Tidewater	141,710	36%

¹ Populations and districts based on 2018 American Community Survey 1-Year Estimates and 2017 County Business Patterns. Census has not updated survey results due to data collection concerns related to COVID-19.

² Percent of members 5 years or older who have received at least two doses of Pfizer or Moderna, or at least one dose of Johnson & Johnson vaccine

Virginia Senate District 16

Total District Population¹: 208,410

Total Number of Medicaid/FAMIS Members in District: 88,435

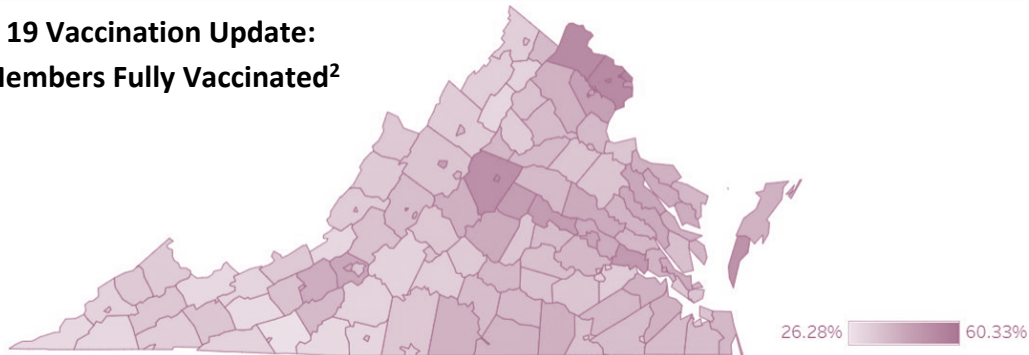
Percent of District Population Enrolled in Medicaid/FAMIS: **42.4%**

%

Covered Population	Number of District Members	% of District Population Enrolled in Medicaid/FAMIS
Medicaid Expansion Adults	27,364	13.1%
Children	36,219	17.4%
Pregnant Members	1,305	0.6%
Persons w/ Disability or Blindness	8,475	4.1%
Aged (65 or older)	3,028	1.5%
General Adults	7,728	3.7%
Limited Benefit Individuals	4,316	2.1%

COVID 19 Vaccination Update:

% of Members Fully Vaccinated²



Region	Number of Members Fully Vaccinated	% Fully Vaccinated
Central	173,433	39%
Charlottesville Western	78,528	38%
Northern & Winchester	186,793	47%
Roanoke/Alleghany	60,477	35%
Southwest	36,162	31%
Tidewater	141,710	36%

¹ Populations and districts based on 2018 American Community Survey 1-Year Estimates and 2017 County Business Patterns. Census has not updated survey results due to data collection concerns related to COVID-19.

² Percent of members 5 years or older who have received at least two doses of Pfizer or Moderna, or at least one dose of Johnson & Johnson vaccine

Virginia Senate District 17

Total District Population¹: 216,085

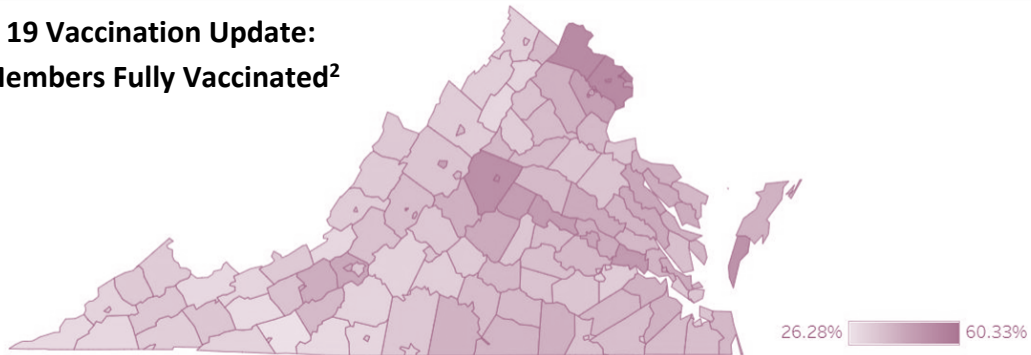
Total Number of Medicaid/FAMIS Members in District: 61,398

Percent of District Population Enrolled in Medicaid/FAMIS: **28.4%**

%

Covered Population	Number of District Members	% of District Population Enrolled in Medicaid/FAMIS
Medicaid Expansion Adults	18,514	8.6%
Children	27,269	12.6%
Pregnant Members	944	0.4%
Persons w/ Disability or Blindness	4,234	2.0%
Aged (65 or older)	2,174	1.0%
General Adults	4,896	2.3%
Limited Benefit Individuals	3,367	1.6%

COVID 19 Vaccination Update: % of Members Fully Vaccinated²



Region	Number of Members Fully Vaccinated	% Fully Vaccinated
Central	173,433	39%
Charlottesville Western	78,528	38%
Northern & Winchester	186,793	47%
Roanoke/Alleghany	60,477	35%
Southwest	36,162	31%
Tidewater	141,710	36%

¹ Populations and districts based on 2018 American Community Survey 1-Year Estimates and 2017 County Business Patterns. Census has not updated survey results due to data collection concerns related to COVID-19.

² Percent of members 5 years or older who have received at least two doses of Pfizer or Moderna, or at least one dose of Johnson & Johnson vaccine

MEDICAID AT A GLANCE:

January 1, 2022

Virginia Senate District 18

Total District Population¹: 200,268

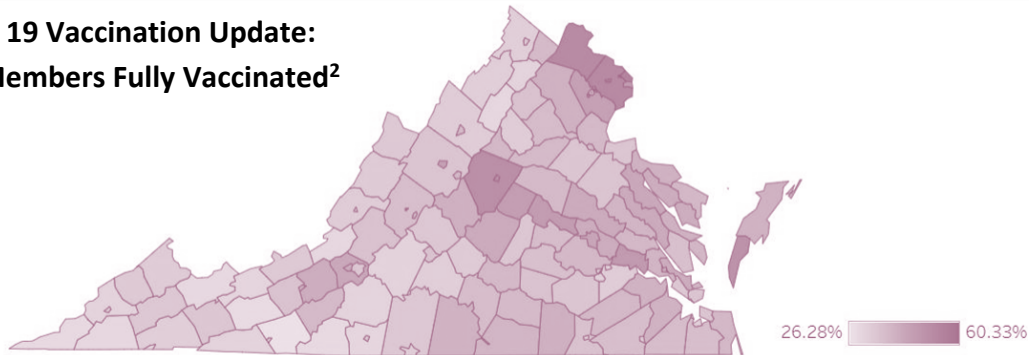
Total Number of Medicaid/FAMIS Members in District: 71,402

Percent of District Population Enrolled in Medicaid/FAMIS: **35.7%**

%

Covered Population	Number of District Members	% of District Population Enrolled in Medicaid/FAMIS
Medicaid Expansion Adults	21,890	10.9%
Children	28,175	14.1%
Pregnant Members	667	0.3%
Persons w/ Disability or Blindness	7,114	3.6%
Aged (65 or older)	3,150	1.6%
General Adults	6,319	3.2%
Limited Benefit Individuals	4,087	2.0%

COVID 19 Vaccination Update:
% of Members Fully Vaccinated²



Region	Number of Members Fully Vaccinated	% Fully Vaccinated
Central	173,433	39%
Charlottesville Western	78,528	38%
Northern & Winchester	186,793	47%
Roanoke/Alleghany	60,477	35%
Southwest	36,162	31%
Tidewater	141,710	36%

¹ Populations and districts based on 2018 American Community Survey 1-Year Estimates and 2017 County Business Patterns. Census has not updated survey results due to data collection concerns related to COVID-19.
² Percent of members 5 years or older who have received at least two doses of Pfizer or Moderna, or at least one dose of Johnson & Johnson vaccine

Virginia Senate District 19

Total District Population¹: 199,480

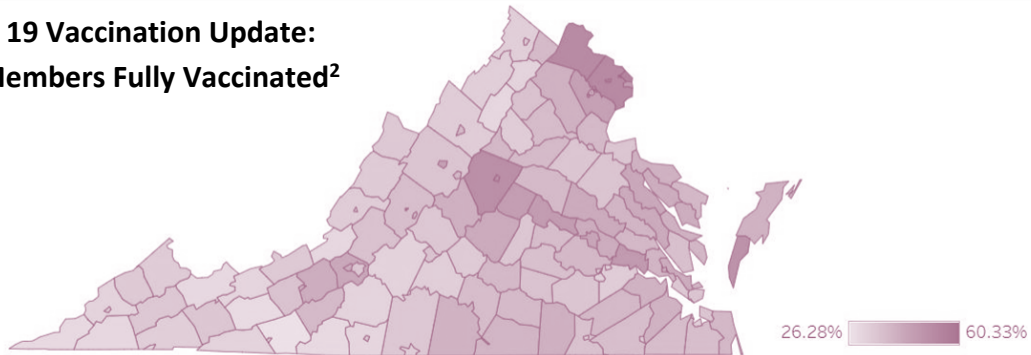
Total Number of Medicaid/FAMIS Members in District: 48,983

Percent of District Population Enrolled in Medicaid/FAMIS: **24.6%**

%

Covered Population	Number of District Members	% of District Population Enrolled in Medicaid/FAMIS
Medicaid Expansion Adults	16,001	8.0%
Children	18,707	9.4%
Pregnant Members	486	0.2%
Persons w/ Disability or Blindness	4,286	2.1%
Aged (65 or older)	2,014	1.0%
General Adults	3,458	1.7%
Limited Benefit Individuals	4,031	2.0%

COVID 19 Vaccination Update:
% of Members Fully Vaccinated²



Region	Number of Members Fully Vaccinated	% Fully Vaccinated
Central	173,433	39%
Charlottesville Western	78,528	38%
Northern & Winchester	186,793	47%
Roanoke/Alleghany	60,477	35%
Southwest	36,162	31%
Tidewater	141,710	36%

¹ Populations and districts based on 2018 American Community Survey 1-Year Estimates and 2017 County Business Patterns. Census has not updated survey results due to data collection concerns related to COVID-19.

² Percent of members 5 years or older who have received at least two doses of Pfizer or Moderna, or at least one dose of Johnson & Johnson vaccine

Virginia Senate District 20

Total District Population¹: 199,934

Total Number of Medicaid/FAMIS Members in District: 75,354

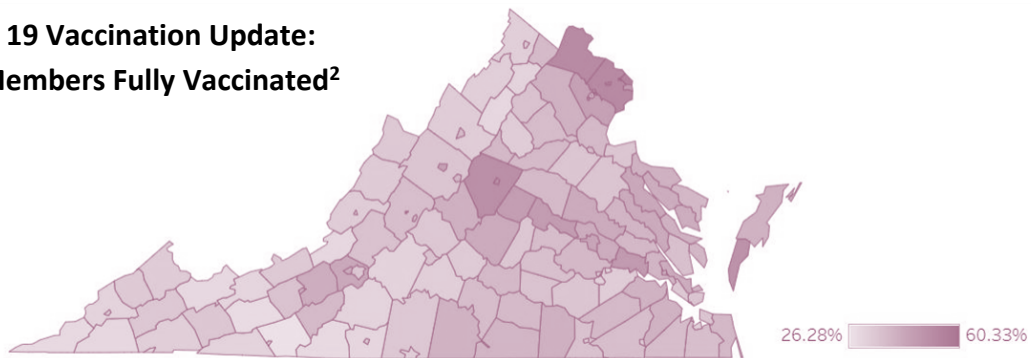
Percent of District Population Enrolled in Medicaid/FAMIS: **37.7%**

%

Covered Population	Number of District Members	% of District Population Enrolled in Medicaid/FAMIS
Medicaid Expansion Adults	23,552	11.8%
Children	27,204	13.6%
Pregnant Members	734	0.4%
Persons w/ Disability or Blindness	8,026	4.0%
Aged (65 or older)	3,850	1.9%
General Adults	5,434	2.7%
Limited Benefit Individuals	6,554	3.3%

COVID 19 Vaccination Update:

% of Members Fully Vaccinated²



Region	Number of Members Fully Vaccinated	% Fully Vaccinated
Central	173,433	39%
Charlottesville Western	78,528	38%
Northern & Winchester	186,793	47%
Roanoke/Alleghany	60,477	35%
Southwest	36,162	31%
Tidewater	141,710	36%

¹ Populations and districts based on 2018 American Community Survey 1-Year Estimates and 2017 County Business Patterns. Census has not updated survey results due to data collection concerns related to COVID-19.

² Percent of members 5 years or older who have received at least two doses of Pfizer or Moderna, or at least one dose of Johnson & Johnson vaccine

Virginia Senate District 21

Total District Population¹: 205,127

Total Number of Medicaid/FAMIS Members in District: 55,589

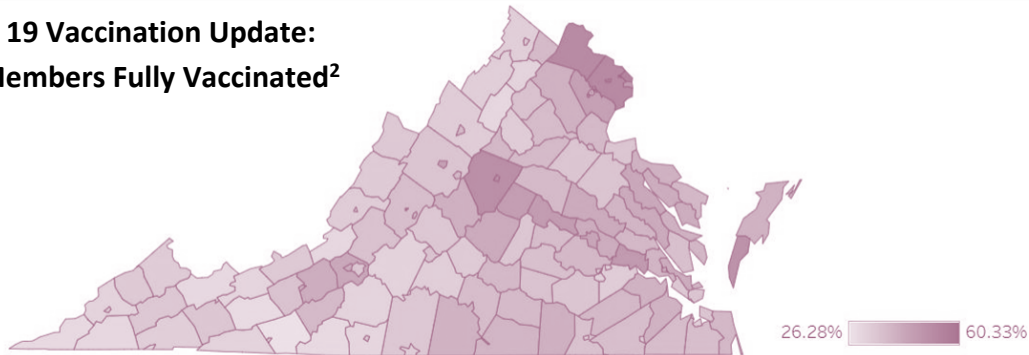
Percent of District Population Enrolled in Medicaid/FAMIS: **27.1%**

%

Covered Population	Number of District Members	% of District Population Enrolled in Medicaid/FAMIS
Medicaid Expansion Adults	16,822	8.2%
Children	21,951	10.7%
Pregnant Members	699	0.3%
Persons w/ Disability or Blindness	5,840	2.8%
Aged (65 or older)	2,050	1.0%
General Adults	4,564	2.2%
Limited Benefit Individuals	3,663	1.8%

COVID 19 Vaccination Update:

% of Members Fully Vaccinated²



Region	Number of Members Fully Vaccinated	% Fully Vaccinated
Central	173,433	39%
Charlottesville Western	78,528	38%
Northern & Winchester	186,793	47%
Roanoke/Alleghany	60,477	35%
Southwest	36,162	31%
Tidewater	141,710	36%

¹ Populations and districts based on 2018 American Community Survey 1-Year Estimates and 2017 County Business Patterns. Census has not updated survey results due to data collection concerns related to COVID-19.

² Percent of members 5 years or older who have received at least two doses of Pfizer or Moderna, or at least one dose of Johnson & Johnson vaccine

Virginia Senate District 22

Total District Population¹: 196,667

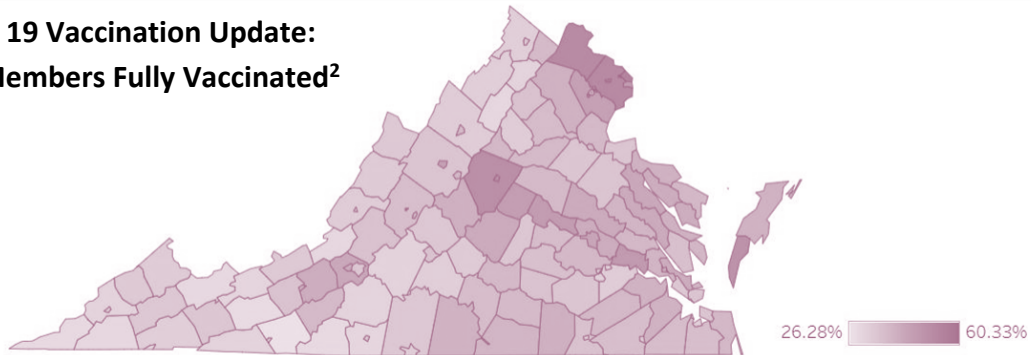
Total Number of Medicaid/FAMIS Members in District: 51,832

Percent of District Population Enrolled in Medicaid/FAMIS: **26.4%**

%

Covered Population	Number of District Members	% of District Population Enrolled in Medicaid/FAMIS
Medicaid Expansion Adults	17,179	8.7%
Children	19,145	9.7%
Pregnant Members	523	0.3%
Persons w/ Disability or Blindness	5,092	2.6%
Aged (65 or older)	2,464	1.3%
General Adults	3,749	1.9%
Limited Benefit Individuals	3,680	1.9%

COVID 19 Vaccination Update:
% of Members Fully Vaccinated²



Region	Number of Members Fully Vaccinated	% Fully Vaccinated
Central	173,433	39%
Charlottesville Western	78,528	38%
Northern & Winchester	186,793	47%
Roanoke/Alleghany	60,477	35%
Southwest	36,162	31%
Tidewater	141,710	36%

¹ Populations and districts based on 2018 American Community Survey 1-Year Estimates and 2017 County Business Patterns. Census has not updated survey results due to data collection concerns related to COVID-19.

² Percent of members 5 years or older who have received at least two doses of Pfizer or Moderna, or at least one dose of Johnson & Johnson vaccine

Virginia Senate District 23

Total District Population¹: 206,425

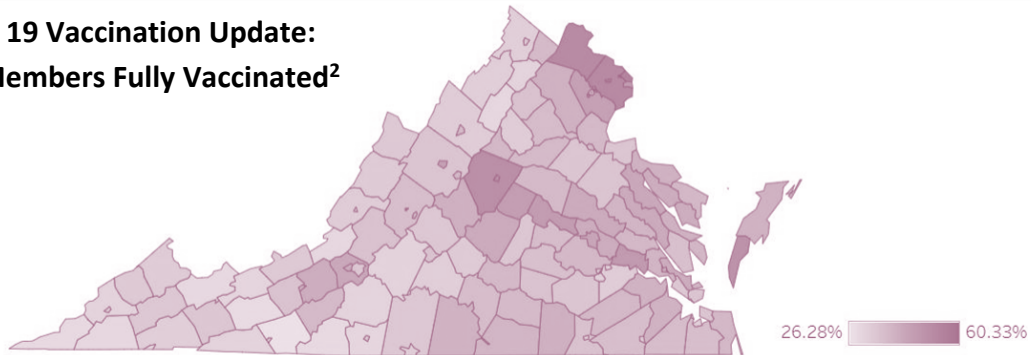
Total Number of Medicaid/FAMIS Members in District: 41,861

Percent of District Population Enrolled in Medicaid/FAMIS: **20.3%**

%

Covered Population	Number of District Members	% of District Population Enrolled in Medicaid/FAMIS
Medicaid Expansion Adults	13,661	6.6%
Children	16,286	7.9%
Pregnant Members	471	0.2%
Persons w/ Disability or Blindness	3,866	1.9%
Aged (65 or older)	1,613	0.8%
General Adults	2,912	1.4%
Limited Benefit Individuals	3,052	1.5%

COVID 19 Vaccination Update:
% of Members Fully Vaccinated²



Region	Number of Members Fully Vaccinated	% Fully Vaccinated
Central	173,433	39%
Charlottesville Western	78,528	38%
Northern & Winchester	186,793	47%
Roanoke/Alleghany	60,477	35%
Southwest	36,162	31%
Tidewater	141,710	36%

¹ Populations and districts based on 2018 American Community Survey 1-Year Estimates and 2017 County Business Patterns. Census has not updated survey results due to data collection concerns related to COVID-19.
² Percent of members 5 years or older who have received at least two doses of Pfizer or Moderna, or at least one dose of Johnson & Johnson vaccine

Virginia Senate District 24

Total District Population¹: 207,902

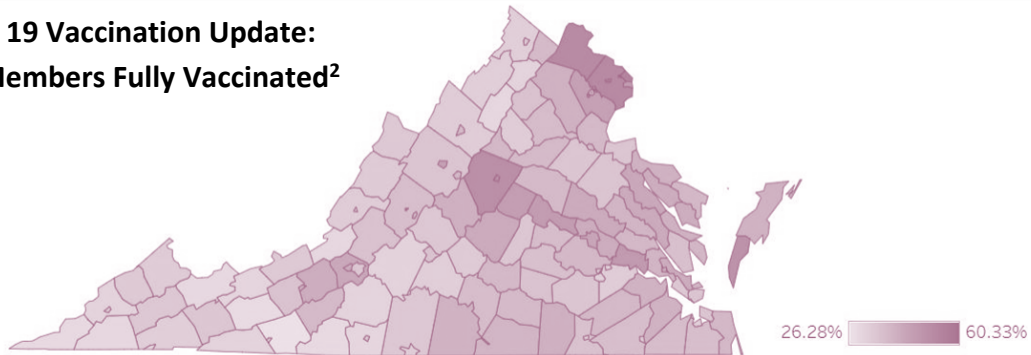
Total Number of Medicaid/FAMIS Members in District: 49,591

Percent of District Population Enrolled in Medicaid/FAMIS: **23.9%**

%

Covered Population	Number of District Members	% of District Population Enrolled in Medicaid/FAMIS
Medicaid Expansion Adults	15,727	7.6%
Children	20,222	9.7%
Pregnant Members	672	0.3%
Persons w/ Disability or Blindness	3,878	1.9%
Aged (65 or older)	1,826	0.9%
General Adults	3,657	1.8%
Limited Benefit Individuals	3,609	1.7%

COVID 19 Vaccination Update:
% of Members Fully Vaccinated²



Region	Number of Members Fully Vaccinated	% Fully Vaccinated
Central	173,433	39%
Charlottesville Western	78,528	38%
Northern & Winchester	186,793	47%
Roanoke/Alleghany	60,477	35%
Southwest	36,162	31%
Tidewater	141,710	36%

¹ Populations and districts based on 2018 American Community Survey 1-Year Estimates and 2017 County Business Patterns. Census has not updated survey results due to data collection concerns related to COVID-19.

² Percent of members 5 years or older who have received at least two doses of Pfizer or Moderna, or at least one dose of Johnson & Johnson vaccine

Virginia Senate District 25

Total District Population¹: 203,800

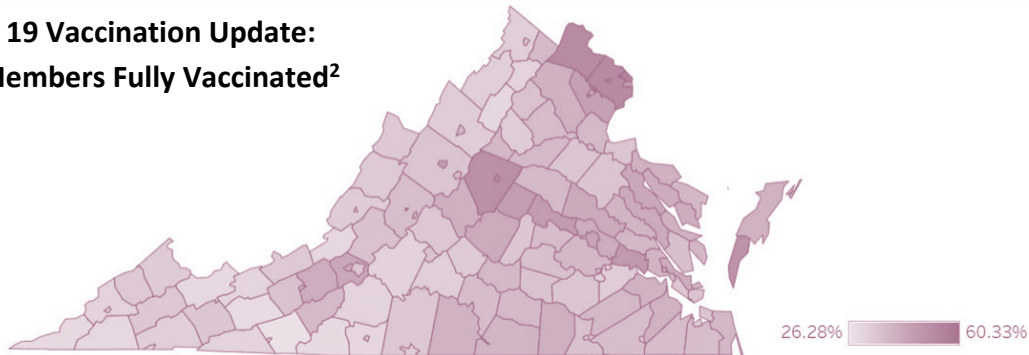
Total Number of Medicaid/FAMIS Members in District: 40,318

Percent of District Population Enrolled in Medicaid/FAMIS: **19.8%**

%

Covered Population	Number of District Members	% of District Population Enrolled in Medicaid/FAMIS
Medicaid Expansion Adults	13,414	6.6%
Children	14,962	7.3%
Pregnant Members	394	0.2%
Persons w/ Disability or Blindness	3,768	1.8%
Aged (65 or older)	1,832	0.9%
General Adults	3,018	1.5%
Limited Benefit Individuals	2,930	1.4%

COVID 19 Vaccination Update:
% of Members Fully Vaccinated²



Region	Number of Members Fully Vaccinated	% Fully Vaccinated
Central	173,433	39%
Charlottesville Western	78,528	38%
Northern & Winchester	186,793	47%
Roanoke/Alleghany	60,477	35%
Southwest	36,162	31%
Tidewater	141,710	36%

¹ Populations and districts based on 2018 American Community Survey 1-Year Estimates and 2017 County Business Patterns. Census has not updated survey results due to data collection concerns related to COVID-19.

² Percent of members 5 years or older who have received at least two doses of Pfizer or Moderna, or at least one dose of Johnson & Johnson vaccine

MEDICAID AT A GLANCE:

January 1, 2022

Virginia Senate District 26

Total District Population¹: 207,516

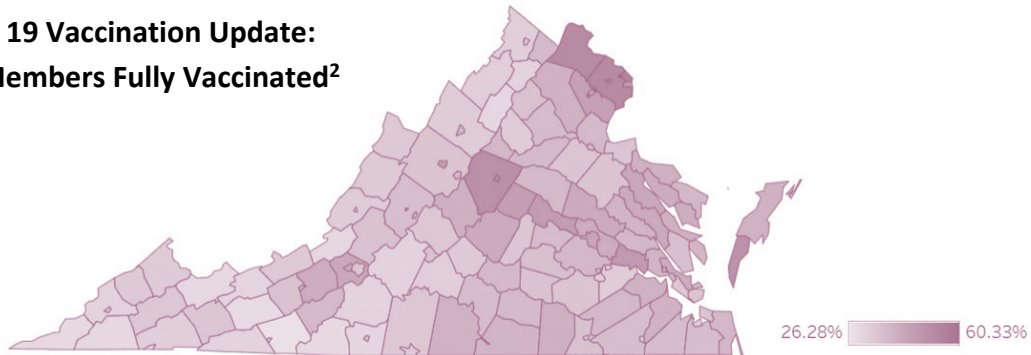
Total Number of Medicaid/FAMIS Members in District: 50,581

Percent of District Population Enrolled in Medicaid/FAMIS: **24.4%**

%

Covered Population	Number of District Members	% of District Population Enrolled in Medicaid/FAMIS
Medicaid Expansion Adults	15,731	7.6%
Children	21,820	10.5%
Pregnant Members	713	0.3%
Persons w/ Disability or Blindness	3,519	1.7%
Aged (65 or older)	1,877	0.9%
General Adults	3,670	1.8%
Limited Benefit Individuals	3,251	1.6%

COVID 19 Vaccination Update:
% of Members Fully Vaccinated²



Region	Number of Members Fully Vaccinated	% Fully Vaccinated
Central	173,433	39%
Charlottesville Western	78,528	38%
Northern & Winchester	186,793	47%
Roanoke/Alleghany	60,477	35%
Southwest	36,162	31%
Tidewater	141,710	36%

¹ Populations and districts based on 2018 American Community Survey 1-Year Estimates and 2017 County Business Patterns. Census has not updated survey results due to data collection concerns related to COVID-19.

² Percent of members 5 years or older who have received at least two doses of Pfizer or Moderna, or at least one dose of Johnson & Johnson vaccine

MEDICAID AT A GLANCE:

January 1, 2022

Virginia Senate District 27

Total District Population¹: 212,782

Total Number of Medicaid/FAMIS Members in District: 40,868

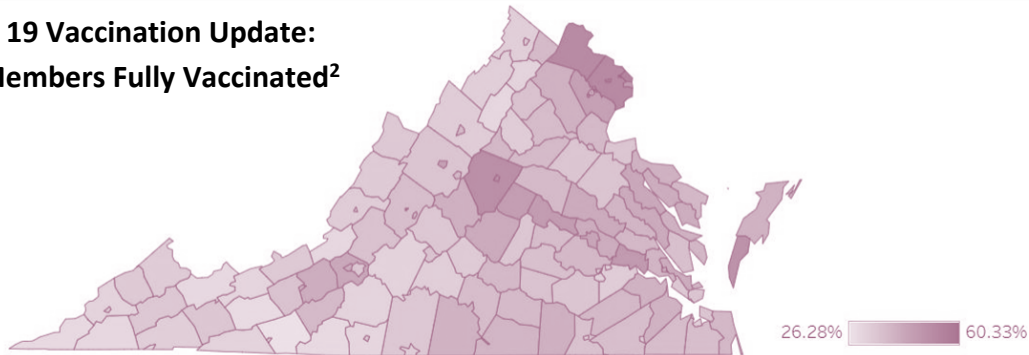
Percent of District Population Enrolled in Medicaid/FAMIS: **19.2%**

%

Covered Population	Number of District Members	% of District Population Enrolled in Medicaid/FAMIS
Medicaid Expansion Adults	12,594	5.9%
Children	18,368	8.6%
Pregnant Members	687	0.3%
Persons w/ Disability or Blindness	2,842	1.3%
Aged (65 or older)	1,335	0.6%
General Adults	2,825	1.3%
Limited Benefit Individuals	2,217	1.0%

COVID 19 Vaccination Update:

% of Members Fully Vaccinated²



Region	Number of Members Fully Vaccinated	% Fully Vaccinated
Central	173,433	39%
Charlottesville Western	78,528	38%
Northern & Winchester	186,793	47%
Roanoke/Alleghany	60,477	35%
Southwest	36,162	31%
Tidewater	141,710	36%

¹ Populations and districts based on 2018 American Community Survey 1-Year Estimates and 2017 County Business Patterns. Census has not updated survey results due to data collection concerns related to COVID-19.

² Percent of members 5 years or older who have received at least two doses of Pfizer or Moderna, or at least one dose of Johnson & Johnson vaccine

MEDICAID AT A GLANCE:

January 1, 2022

Virginia Senate District 28

Total District Population¹: 215,607

Total Number of Medicaid/FAMIS Members in District: 37,459

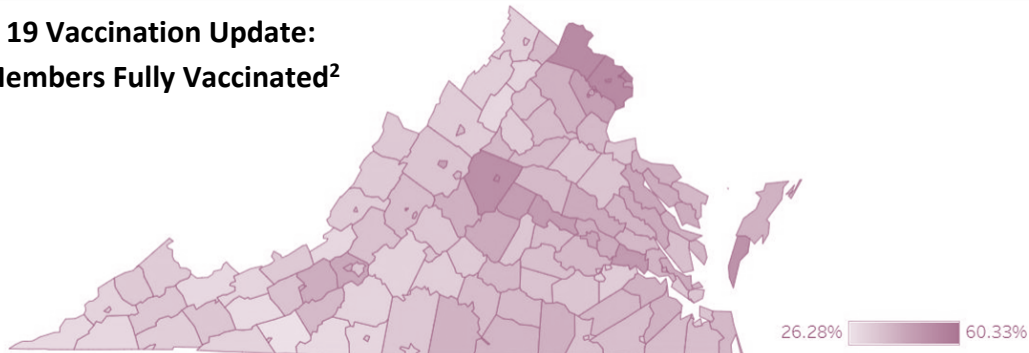
Percent of District Population Enrolled in Medicaid/FAMIS: **17.4%**

%

Covered Population	Number of District Members	% of District Population Enrolled in Medicaid/FAMIS
Medicaid Expansion Adults	11,736	5.4%
Children	17,004	7.9%
Pregnant Members	501	0.2%
Persons w/ Disability or Blindness	1,991	0.9%
Aged (65 or older)	1,316	0.6%
General Adults	3,188	1.5%
Limited Benefit Individuals	1,723	0.8%

COVID 19 Vaccination Update:

% of Members Fully Vaccinated²



Region	Number of Members Fully Vaccinated	% Fully Vaccinated
Central	173,433	39%
Charlottesville Western	78,528	38%
Northern & Winchester	186,793	47%
Roanoke/Alleghany	60,477	35%
Southwest	36,162	31%
Tidewater	141,710	36%

¹ Populations and districts based on 2018 American Community Survey 1-Year Estimates and 2017 County Business Patterns. Census has not updated survey results due to data collection concerns related to COVID-19.

² Percent of members 5 years or older who have received at least two doses of Pfizer or Moderna, or at least one dose of Johnson & Johnson vaccine

Virginia Senate District 29

Total District Population¹: 228,244

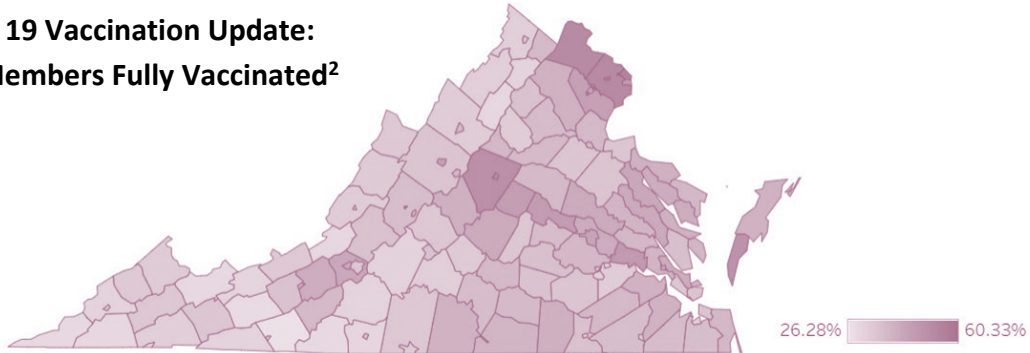
Total Number of Medicaid/FAMIS Members in District: 62,152

Percent of District Population Enrolled in Medicaid/FAMIS: **27.2%**

%

Covered Population	Number of District Members	% of District Population Enrolled in Medicaid/FAMIS
Medicaid Expansion Adults	15,501	6.8%
Children	34,273	15.0%
Pregnant Members	1,386	0.6%
Persons w/ Disability or Blindness	2,104	0.9%
Aged (65 or older)	1,998	0.9%
General Adults	4,396	1.9%
Limited Benefit Individuals	2,494	1.1%

COVID 19 Vaccination Update:
% of Members Fully Vaccinated²



Region	Number of Members Fully Vaccinated	% Fully Vaccinated
Central	173,433	39%
Charlottesville Western	78,528	38%
Northern & Winchester	186,793	47%
Roanoke/Alleghany	60,477	35%
Southwest	36,162	31%
Tidewater	141,710	36%

¹ Populations and districts based on 2018 American Community Survey 1-Year Estimates and 2017 County Business Patterns. Census has not updated survey results due to data collection concerns related to COVID-19.

² Percent of members 5 years or older who have received at least two doses of Pfizer or Moderna, or at least one dose of Johnson & Johnson vaccine

Virginia Senate District 30

Total District Population¹: 213,340

Total Number of Medicaid/FAMIS Members in District: 33,066

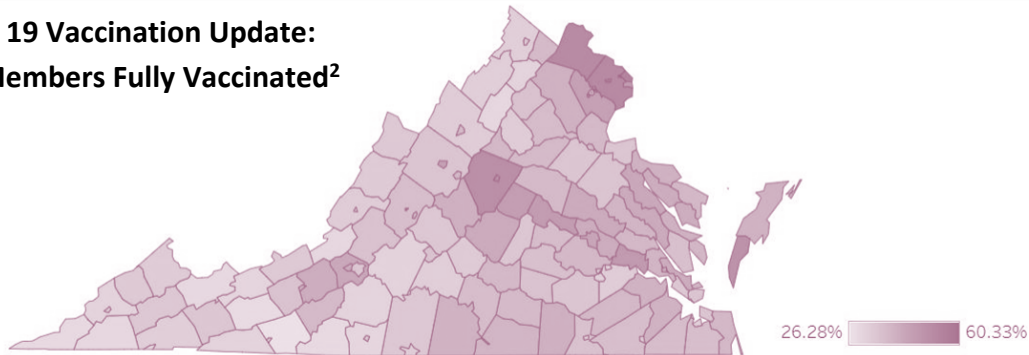
Percent of District Population Enrolled in Medicaid/FAMIS: **15.5%**

%

Covered Population	Number of District Members	% of District Population Enrolled in Medicaid/FAMIS
Medicaid Expansion Adults	9,642	4.5%
Children	15,715	7.4%
Pregnant Members	785	0.4%
Persons w/ Disability or Blindness	1,561	0.7%
Aged (65 or older)	1,654	0.8%
General Adults	2,109	1.0%
Limited Benefit Individuals	1,600	0.7%

COVID 19 Vaccination Update:

% of Members Fully Vaccinated²



Region	Number of Members Fully Vaccinated	% Fully Vaccinated
Central	173,433	39%
Charlottesville Western	78,528	38%
Northern & Winchester	186,793	47%
Roanoke/Alleghany	60,477	35%
Southwest	36,162	31%
Tidewater	141,710	36%

¹ Populations and districts based on 2018 American Community Survey 1-Year Estimates and 2017 County Business Patterns. Census has not updated survey results due to data collection concerns related to COVID-19.

² Percent of members 5 years or older who have received at least two doses of Pfizer or Moderna, or at least one dose of Johnson & Johnson vaccine

Virginia Senate District 31

Total District Population¹: 210,300

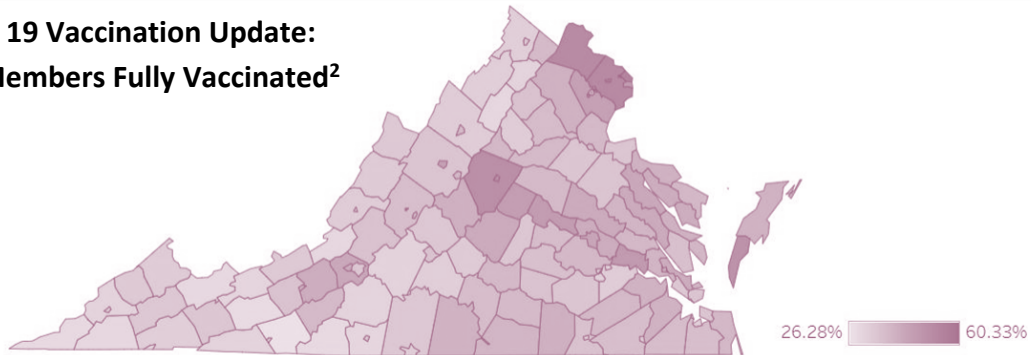
Total Number of Medicaid/FAMIS Members in District: 18,462

Percent of District Population Enrolled in Medicaid/FAMIS: **8.8%**

%

Covered Population	Number of District Members	% of District Population Enrolled in Medicaid/FAMIS
Medicaid Expansion Adults	6,085	2.9%
Children	7,450	3.5%
Pregnant Members	343	0.2%
Persons w/ Disability or Blindness	1,030	0.5%
Aged (65 or older)	1,674	0.8%
General Adults	850	0.4%
Limited Benefit Individuals	1,030	0.5%

COVID 19 Vaccination Update:
% of Members Fully Vaccinated²



Region	Number of Members Fully Vaccinated	% Fully Vaccinated
Central	173,433	39%
Charlottesville Western	78,528	38%
Northern & Winchester	186,793	47%
Roanoke/Alleghany	60,477	35%
Southwest	36,162	31%
Tidewater	141,710	36%

¹ Populations and districts based on 2018 American Community Survey 1-Year Estimates and 2017 County Business Patterns. Census has not updated survey results due to data collection concerns related to COVID-19.

² Percent of members 5 years or older who have received at least two doses of Pfizer or Moderna, or at least one dose of Johnson & Johnson vaccine

Virginia Senate District 32

Total District Population¹: 208,992

Total Number of Medicaid/FAMIS Members in District: 18,899

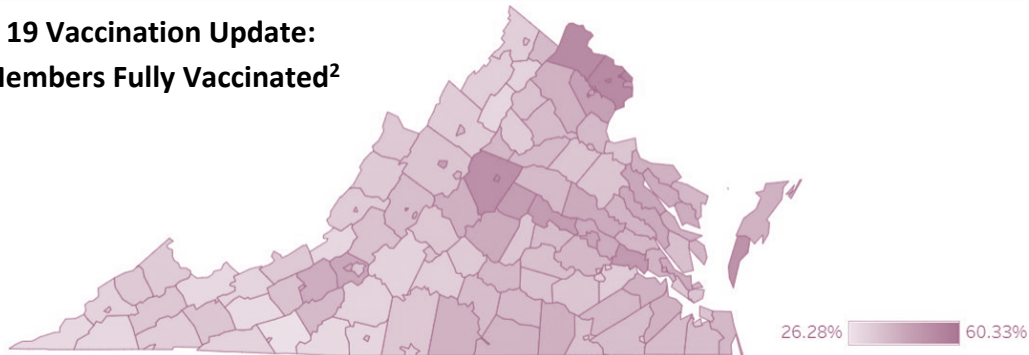
Percent of District Population Enrolled in Medicaid/FAMIS: **9.0%**

%

Covered Population	Number of District Members	% of District Population Enrolled in Medicaid/FAMIS
Medicaid Expansion Adults	6,339	3.0%
Children	7,151	3.4%
Pregnant Members	259	0.1%
Persons w/ Disability or Blindness	1,017	0.5%
Aged (65 or older)	1,979	0.9%
General Adults	1,195	0.6%
Limited Benefit Individuals	959	0.5%

COVID 19 Vaccination Update:

% of Members Fully Vaccinated²



Region	Number of Members Fully Vaccinated	% Fully Vaccinated
Central	173,433	39%
Charlottesville Western	78,528	38%
Northern & Winchester	186,793	47%
Roanoke/Alleghany	60,477	35%
Southwest	36,162	31%
Tidewater	141,710	36%

¹ Populations and districts based on 2018 American Community Survey 1-Year Estimates and 2017 County Business Patterns. Census has not updated survey results due to data collection concerns related to COVID-19.

² Percent of members 5 years or older who have received at least two doses of Pfizer or Moderna, or at least one dose of Johnson & Johnson vaccine

Virginia Senate District 33

Total District Population¹: 220,777

Total Number of Medicaid/FAMIS Members in District: 35,761

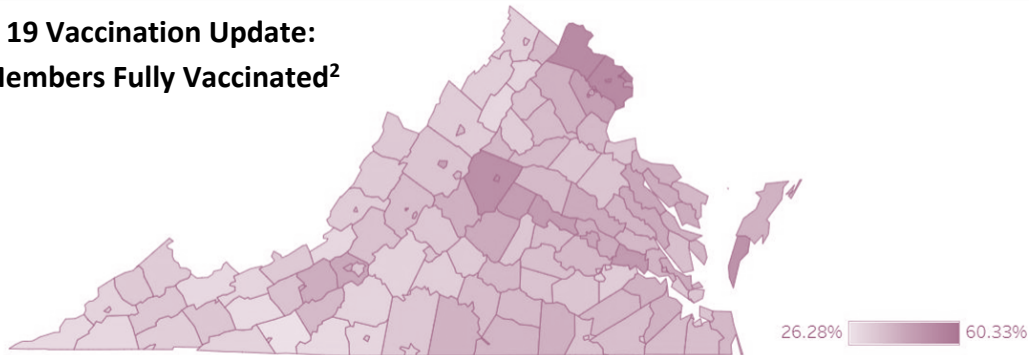
Percent of District Population Enrolled in Medicaid/FAMIS: **16.2%**

%

Covered Population	Number of District Members	% of District Population Enrolled in Medicaid/FAMIS
Medicaid Expansion Adults	8,711	3.9%
Children	20,005	9.1%
Pregnant Members	1,147	0.5%
Persons w/ Disability or Blindness	1,009	0.5%
Aged (65 or older)	1,653	0.7%
General Adults	1,819	0.8%
Limited Benefit Individuals	1,417	0.6%

COVID 19 Vaccination Update:

% of Members Fully Vaccinated²



Region	Number of Members Fully Vaccinated	% Fully Vaccinated
Central	173,433	39%
Charlottesville Western	78,528	38%
Northern & Winchester	186,793	47%
Roanoke/Alleghany	60,477	35%
Southwest	36,162	31%
Tidewater	141,710	36%

¹ Populations and districts based on 2018 American Community Survey 1-Year Estimates and 2017 County Business Patterns. Census has not updated survey results due to data collection concerns related to COVID-19.

² Percent of members 5 years or older who have received at least two doses of Pfizer or Moderna, or at least one dose of Johnson & Johnson vaccine

Virginia Senate District 34

Total District Population¹: 206,445

Total Number of Medicaid/FAMIS Members in District: 21,858

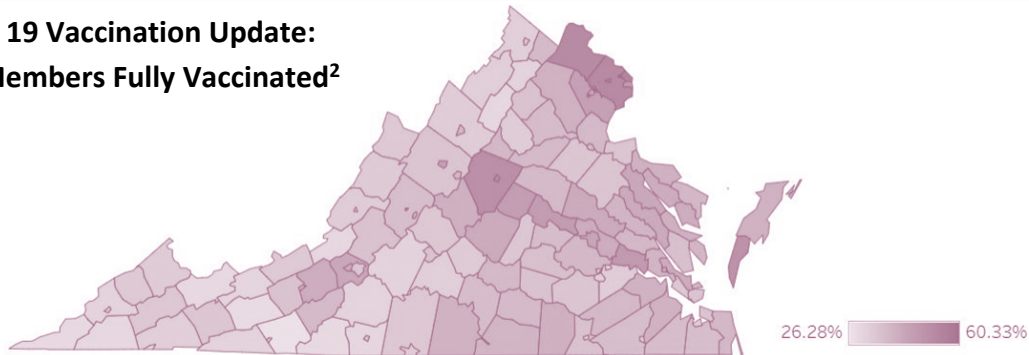
Percent of District Population Enrolled in Medicaid/FAMIS: **10.6%**

%

Covered Population	Number of District Members	% of District Population Enrolled in Medicaid/FAMIS
Medicaid Expansion Adults	7,405	3.6%
Children	8,746	4.2%
Pregnant Members	343	0.2%
Persons w/ Disability or Blindness	1,165	0.6%
Aged (65 or older)	1,796	0.9%
General Adults	1,320	0.6%
Limited Benefit Individuals	1,083	0.5%

COVID 19 Vaccination Update:

% of Members Fully Vaccinated²



Region	Number of Members Fully Vaccinated	% Fully Vaccinated
Central	173,433	39%
Charlottesville Western	78,528	38%
Northern & Winchester	186,793	47%
Roanoke/Alleghany	60,477	35%
Southwest	36,162	31%
Tidewater	141,710	36%

¹ Populations and districts based on 2018 American Community Survey 1-Year Estimates and 2017 County Business Patterns. Census has not updated survey results due to data collection concerns related to COVID-19.

² Percent of members 5 years or older who have received at least two doses of Pfizer or Moderna, or at least one dose of Johnson & Johnson vaccine

Virginia Senate District 35

Total District Population¹: 207,964

Total Number of Medicaid/FAMIS Members in District: 45,957

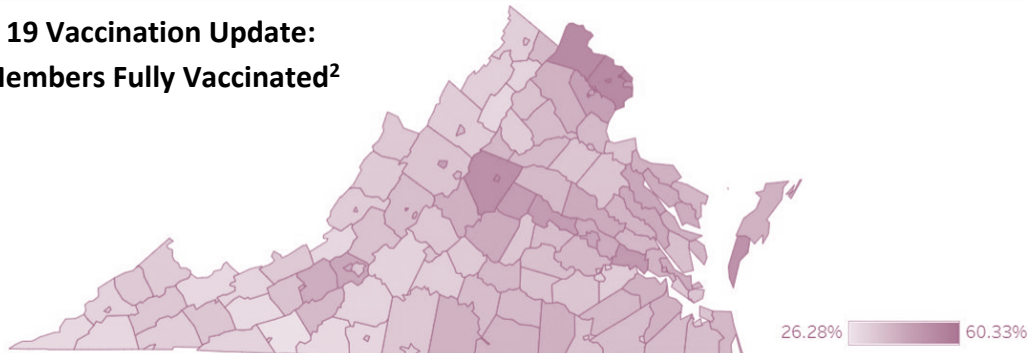
Percent of District Population Enrolled in Medicaid/FAMIS: **22.1%**

%

Covered Population	Number of District Members	% of District Population Enrolled in Medicaid/FAMIS
Medicaid Expansion Adults	12,176	5.9%
Children	24,561	11.8%
Pregnant Members	1,405	0.7%
Persons w/ Disability or Blindness	1,294	0.6%
Aged (65 or older)	2,067	1.0%
General Adults	2,728	1.3%
Limited Benefit Individuals	1,726	0.8%

COVID 19 Vaccination Update:

% of Members Fully Vaccinated²



Region	Number of Members Fully Vaccinated	% Fully Vaccinated
Central	173,433	39%
Charlottesville Western	78,528	38%
Northern & Winchester	186,793	47%
Roanoke/Alleghany	60,477	35%
Southwest	36,162	31%
Tidewater	141,710	36%

¹ Populations and districts based on 2018 American Community Survey 1-Year Estimates and 2017 County Business Patterns. Census has not updated survey results due to data collection concerns related to COVID-19.

² Percent of members 5 years or older who have received at least two doses of Pfizer or Moderna, or at least one dose of Johnson & Johnson vaccine

MEDICAID AT A GLANCE:

January 1, 2022

Virginia Senate District 36

Total District Population¹: 214,312

Total Number of Medicaid/FAMIS Members in District: 47,374

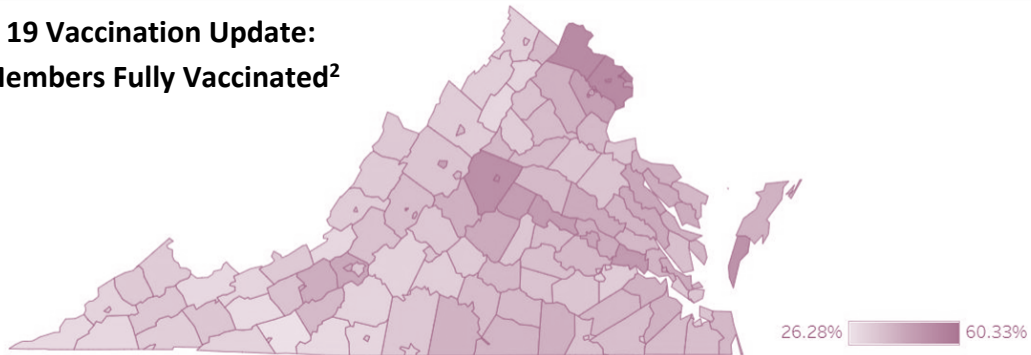
Percent of District Population Enrolled in Medicaid/FAMIS: **22.1%**

%

Covered Population	Number of District Members	% of District Population Enrolled in Medicaid/FAMIS
Medicaid Expansion Adults	12,959	6.0%
Children	24,281	11.3%
Pregnant Members	900	0.4%
Persons w/ Disability or Blindness	2,014	0.9%
Aged (65 or older)	1,614	0.8%
General Adults	3,563	1.7%
Limited Benefit Individuals	2,043	1.0%

COVID 19 Vaccination Update:

% of Members Fully Vaccinated²



Region	Number of Members Fully Vaccinated	% Fully Vaccinated
Central	173,433	39%
Charlottesville Western	78,528	38%
Northern & Winchester	186,793	47%
Roanoke/Alleghany	60,477	35%
Southwest	36,162	31%
Tidewater	141,710	36%

¹ Populations and districts based on 2018 American Community Survey 1-Year Estimates and 2017 County Business Patterns. Census has not updated survey results due to data collection concerns related to COVID-19.

² Percent of members 5 years or older who have received at least two doses of Pfizer or Moderna, or at least one dose of Johnson & Johnson vaccine

Virginia Senate District 37

Total District Population¹: 207,138

Total Number of Medicaid/FAMIS Members in District: 27,591

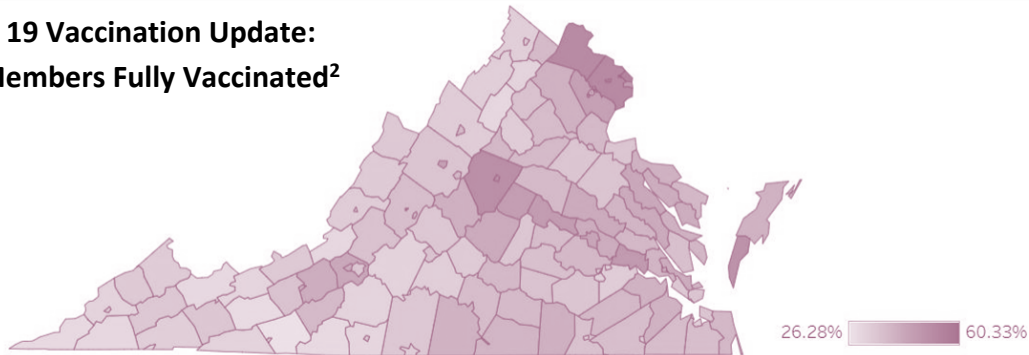
Percent of District Population Enrolled in Medicaid/FAMIS: **13.3%**

%

Covered Population	Number of District Members	% of District Population Enrolled in Medicaid/FAMIS
Medicaid Expansion Adults	8,312	4.0%
Children	12,562	6.1%
Pregnant Members	619	0.3%
Persons w/ Disability or Blindness	1,148	0.6%
Aged (65 or older)	2,236	1.1%
General Adults	1,497	0.7%
Limited Benefit Individuals	1,217	0.6%

COVID 19 Vaccination Update:

% of Members Fully Vaccinated²



Region	Number of Members Fully Vaccinated	% Fully Vaccinated
Central	173,433	39%
Charlottesville Western	78,528	38%
Northern & Winchester	186,793	47%
Roanoke/Alleghany	60,477	35%
Southwest	36,162	31%
Tidewater	141,710	36%

¹ Populations and districts based on 2018 American Community Survey 1-Year Estimates and 2017 County Business Patterns. Census has not updated survey results due to data collection concerns related to COVID-19.

² Percent of members 5 years or older who have received at least two doses of Pfizer or Moderna, or at least one dose of Johnson & Johnson vaccine

Virginia Senate District 38

Total District Population¹: 196,937

Total Number of Medicaid/FAMIS Members in District: 67,512

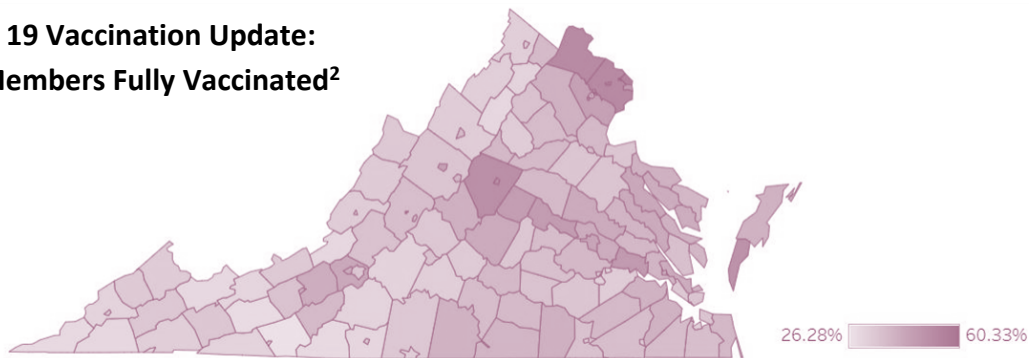
Percent of District Population Enrolled in Medicaid/FAMIS: **34.3%**

%

Covered Population	Number of District Members	% of District Population Enrolled in Medicaid/FAMIS
Medicaid Expansion Adults	22,049	11.2%
Children	22,536	11.4%
Pregnant Members	617	0.3%
Persons w/ Disability or Blindness	8,424	4.3%
Aged (65 or older)	2,787	1.4%
General Adults	5,063	2.6%
Limited Benefit Individuals	6,036	3.1%

COVID 19 Vaccination Update:

% of Members Fully Vaccinated²



Region	Number of Members Fully Vaccinated	% Fully Vaccinated
Central	173,433	39%
Charlottesville Western	78,528	38%
Northern & Winchester	186,793	47%
Roanoke/Alleghany	60,477	35%
Southwest	36,162	31%
Tidewater	141,710	36%

¹ Populations and districts based on 2018 American Community Survey 1-Year Estimates and 2017 County Business Patterns. Census has not updated survey results due to data collection concerns related to COVID-19.

² Percent of members 5 years or older who have received at least two doses of Pfizer or Moderna, or at least one dose of Johnson & Johnson vaccine

Virginia Senate District 39

Total District Population¹: 210,130

Total Number of Medicaid/FAMIS Members in District: 32,110

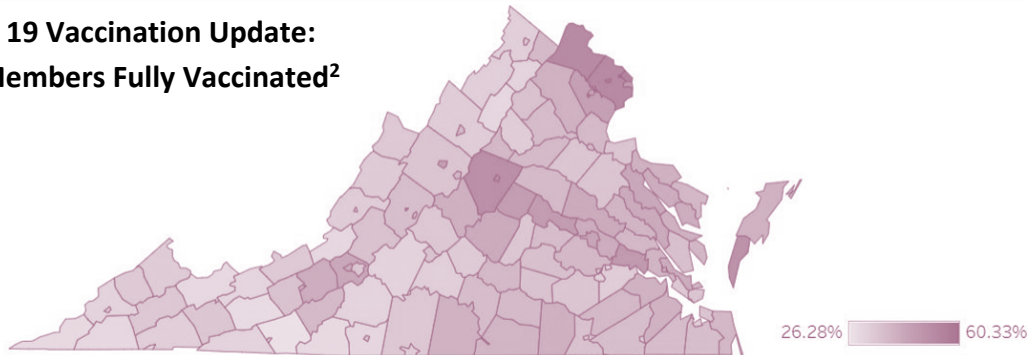
Percent of District Population Enrolled in Medicaid/FAMIS: **15.3%**

%

Covered Population	Number of District Members	% of District Population Enrolled in Medicaid/FAMIS
Medicaid Expansion Adults	10,244	4.9%
Children	14,226	6.8%
Pregnant Members	526	0.3%
Persons w/ Disability or Blindness	1,271	0.6%
Aged (65 or older)	1,934	0.9%
General Adults	2,548	1.2%
Limited Benefit Individuals	1,361	0.6%

COVID 19 Vaccination Update:

% of Members Fully Vaccinated²



Region	Number of Members Fully Vaccinated	% Fully Vaccinated
Central	173,433	39%
Charlottesville Western	78,528	38%
Northern & Winchester	186,793	47%
Roanoke/Alleghany	60,477	35%
Southwest	36,162	31%
Tidewater	141,710	36%

¹ Populations and districts based on 2018 American Community Survey 1-Year Estimates and 2017 County Business Patterns. Census has not updated survey results due to data collection concerns related to COVID-19.

² Percent of members 5 years or older who have received at least two doses of Pfizer or Moderna, or at least one dose of Johnson & Johnson vaccine

MEDICAID AT A GLANCE:

January 1, 2022

Virginia Senate District 40

Total District Population¹: 194,385

Total Number of Medicaid/FAMIS Members in District: 64,548

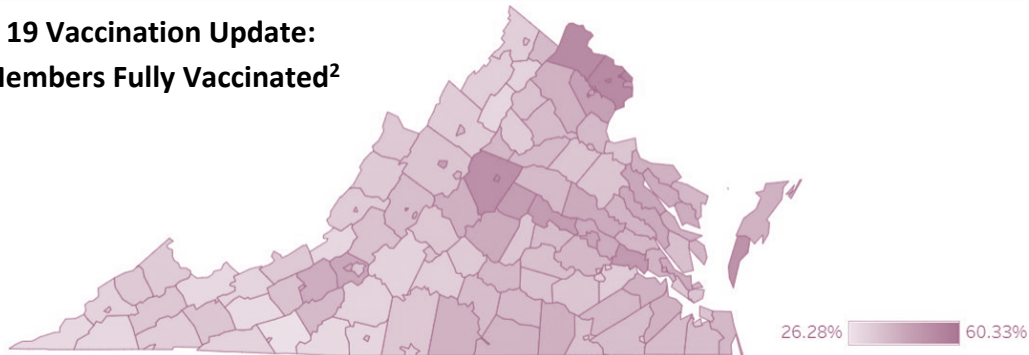
Percent of District Population Enrolled in Medicaid/FAMIS: **33.2%**

%

Covered Population	Number of District Members	% of District Population Enrolled in Medicaid/FAMIS
Medicaid Expansion Adults	20,829	10.7%
Children	22,378	11.5%
Pregnant Members	572	0.3%
Persons w/ Disability or Blindness	7,154	3.7%
Aged (65 or older)	3,103	1.6%
General Adults	4,819	2.5%
Limited Benefit Individuals	5,693	2.9%

COVID 19 Vaccination Update:

% of Members Fully Vaccinated²



Region	Number of Members Fully Vaccinated	% Fully Vaccinated
Central	173,433	39%
Charlottesville Western	78,528	38%
Northern & Winchester	186,793	47%
Roanoke/Alleghany	60,477	35%
Southwest	36,162	31%
Tidewater	141,710	36%

¹ Populations and districts based on 2018 American Community Survey 1-Year Estimates and 2017 County Business Patterns. Census has not updated survey results due to data collection concerns related to COVID-19.

² Percent of members 5 years or older who have received at least two doses of Pfizer or Moderna, or at least one dose of Johnson & Johnson vaccine