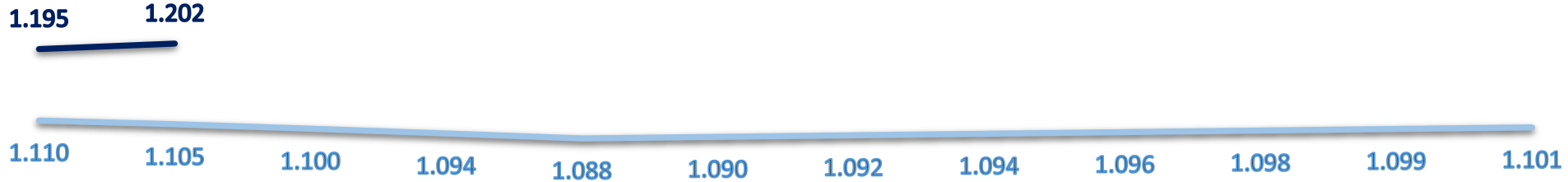


# Base Medicaid Enrollment

*millions*



FY23  
(as of August 2022)



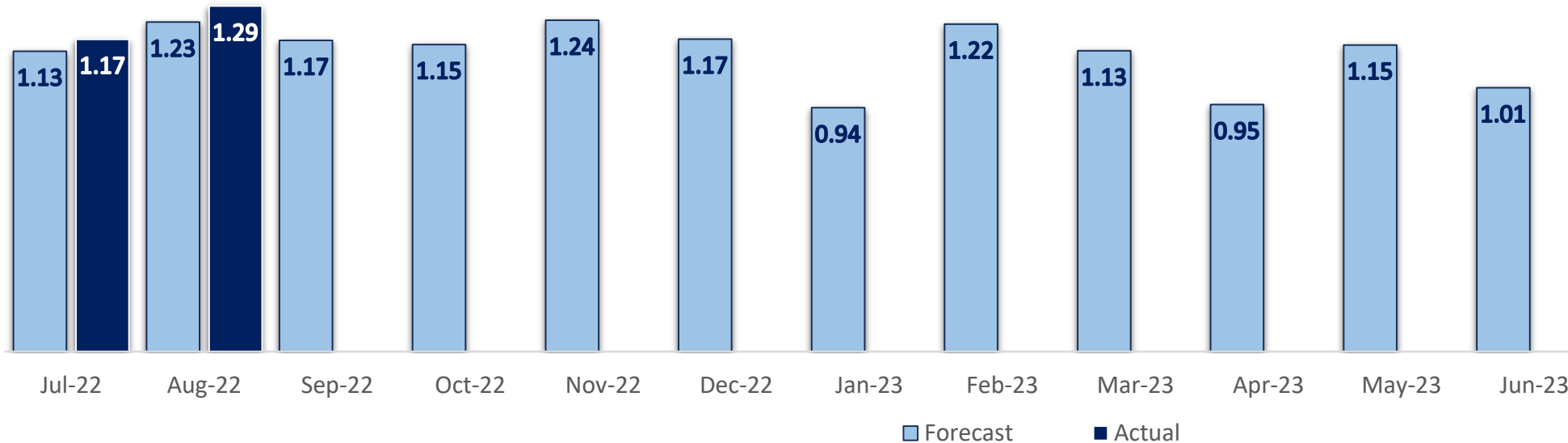
## Enrollment

Forecast: 1,105,065

Actual: 1,201,917

# Base Medicaid Expenditures

*\$billions*



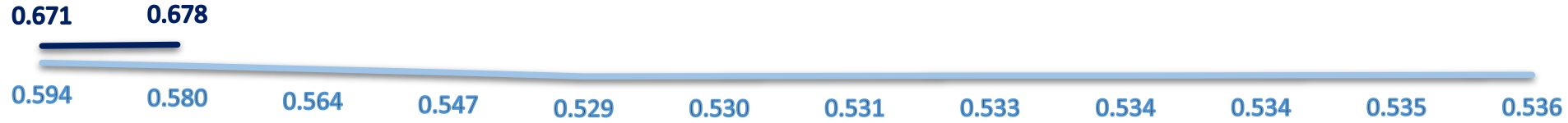
## Expenditures

Forecast: \$2,362,367,703

Actual: \$2,458,414,159

# Medicaid Expansion Enrollment

*millions*



FY23  
(as of August 2022)



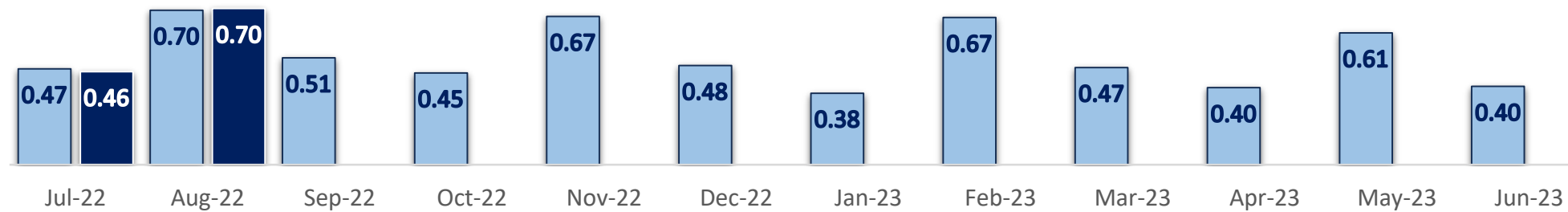
## Enrollment

Forecast: 579,529

Actual: 678,020

# Medicaid Expansion Expenditures

*\$billions*



## Expenditures

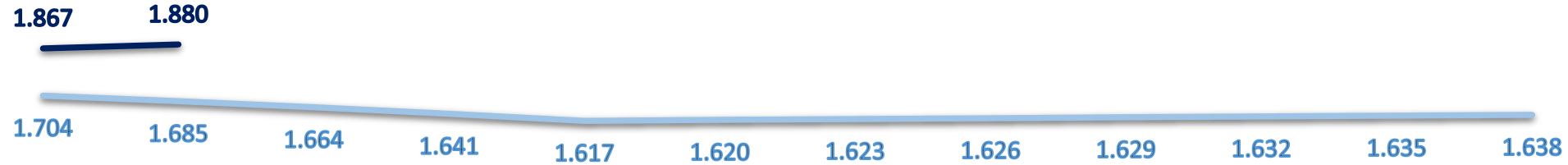
Forecast: \$1,164,294,545

Actual: \$1,159,347,049

Forecast Actual

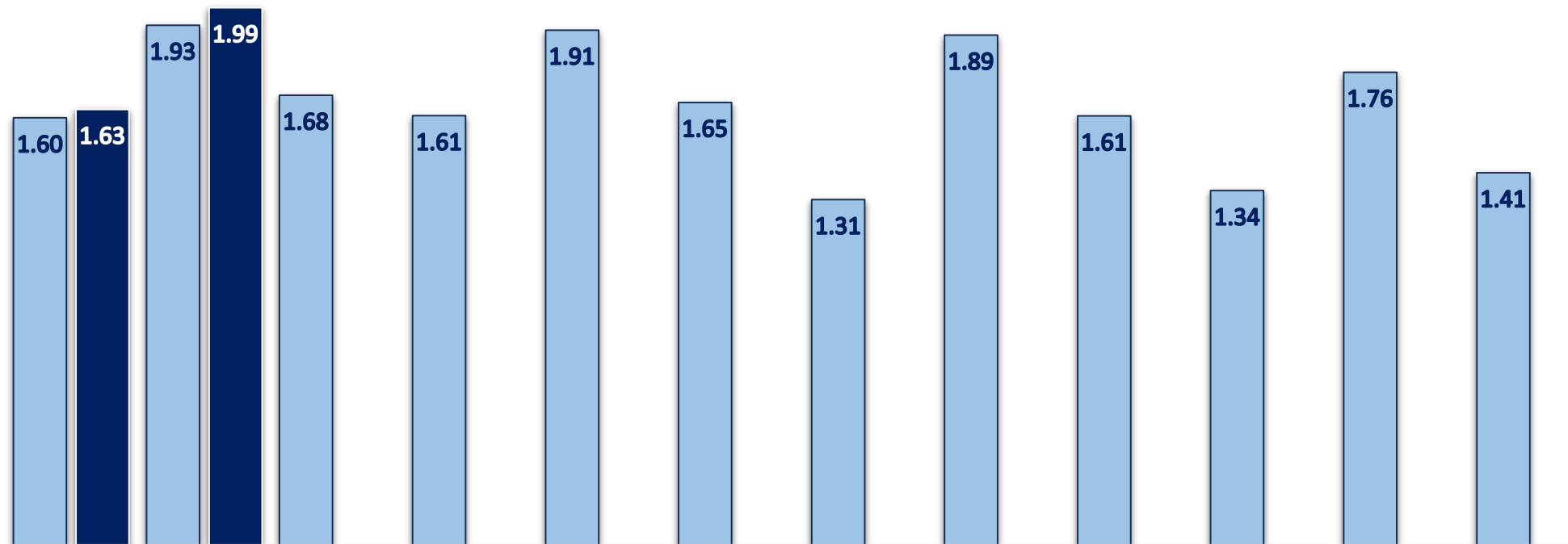
# Total Medicaid Enrollment

*millions*



# Total Medicaid Expenditures

*\$billions*



Jul-22 Aug-22 Sep-22 Oct-22 Nov-22 Dec-22 Jan-23 Feb-23 Mar-23 Apr-23 May-23 Jun-23

Forecast Actual

FY23  
(as of August 2022)



## Enrollment

Forecast: 1,684,594

Actual: 1,879,937



## Expenditures

Forecast: \$3,526,662,248

Actual: \$3,617,761,208