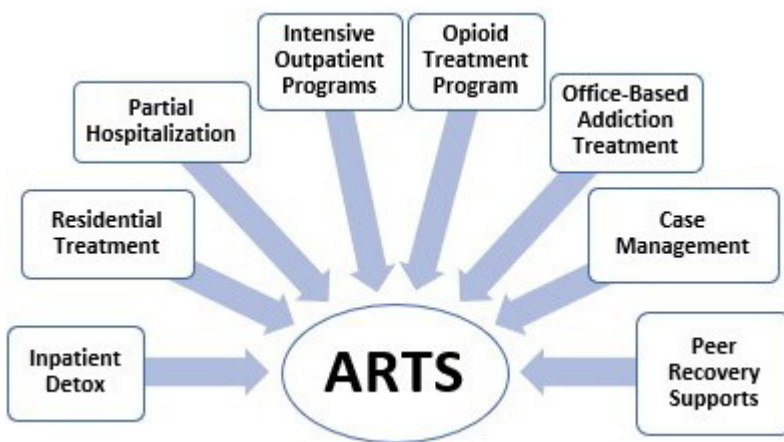


Addiction & Recovery Treatment Services Origin & History

Medicaid agencies have a critical leadership role in expanding access to treatment for Opioid Use Disorder (OUD). **Nearly four in ten individuals with OUD are covered by Medicaid.** Starting in 2017, Virginia Medicaid undertook a series of reforms to expand access to care for individuals with substance use disorders (SUD) with a particular focus on OUD. This included implementing a new benefit called **Addiction and Recovery Treatment Services (ARTS)**. The **ARTS benefit extended coverage of the addiction benefit to all Medicaid beneficiaries**, expanding coverage for the entire continuum of addiction care including residential services for adults for SUD. **ARTS was the first step in an investment in enhancing behavioral health services that has led the way for the Project BRAVO initiative that followed in 2021.** Today we consider these aligned initiatives as collaborative components of a larger effort aimed at improving our overall behavioral health service array.



ARTS provides the **full continuum of evidence-based addiction treatment** to ensure that members are matched to the right level of care to meet their evolving needs as they enter and progress through treatment.

Why is ARTS important?


Medicaid is the largest payer of behavioral health services in the Commonwealth, and nearly 1/3 of all Medicaid members have a behavioral health diagnosis. The demand for both mental health and SUD services increased during the COVID-19 pandemic, and Virginia's drug overdose rates remain at near record levels. To make the most of our Medicaid investments, Virginia needs to implement services that are evidence-based, trauma-informed, and support efforts to build and sustain a strong healthcare workforce.

Medicaid Members where SUD was identified - 2016



48,341

Medicaid Members where SUD was identified - 2023



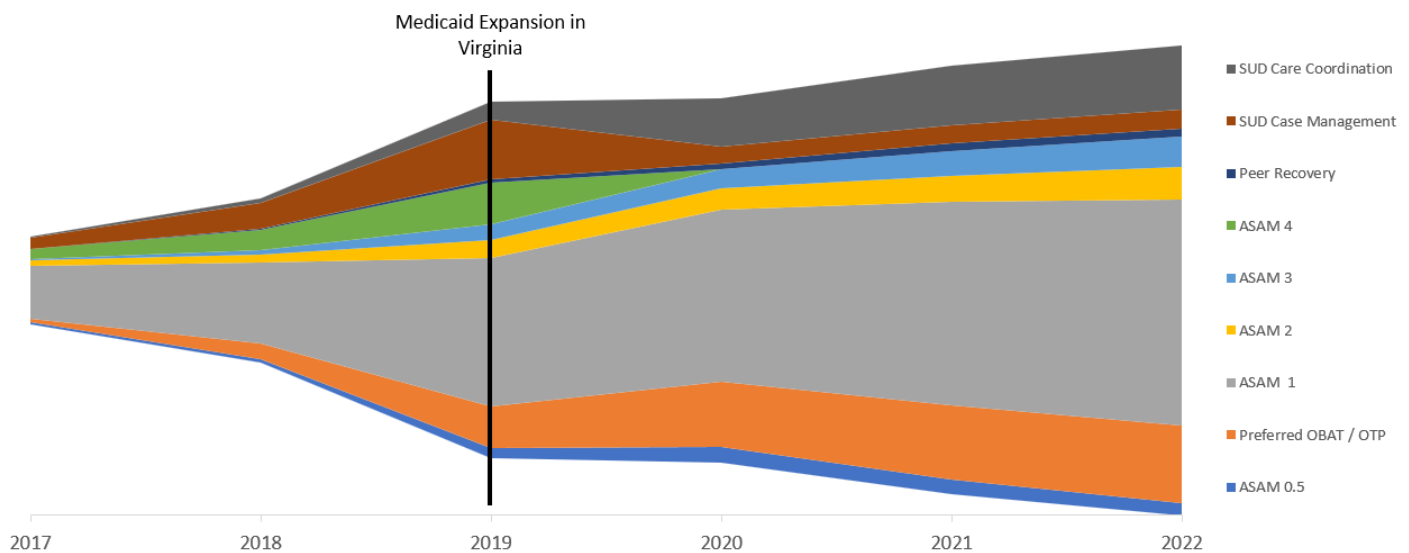
133,838

Last update July 2023

Impact of the ARTS benefit

ARTS led to substantial increases in the number of practitioners and facilities providing addiction treatment services to Medicaid enrolled members, including residential treatment facilities, opioid treatment programs, office-based addiction treatment providers, and, most significantly, buprenorphine waived practitioners. This has resulted in treatment rates increasing substantially since ARTS implemented, specifically for members with OUD - as of July 2021, more than 69 percent of members with OUD have received treatment, 26 percent more than members with any SUD diagnosis.

ARTS Services by Calendar Year, 2017-2022



Providers for ARTS Services

Addiction Provider Type	# of Providers before ARTS (2017)	# of Providers in 2020	# of Providers in 2022
Inpatient Detox (ASAM 4.0)	N/A	51	70
Residential Treatment (ASAM 3.1, 3.3, 3.5, 3.7)	4	123	95
Partial Hospitalization Programs (ASAM 2.5)	N/A	41	40
Intensive Outpatient Programs (ASAM 2.1)	49	252	209
Opioid Treatment Programs (OTP)	6	40	43
Preferred Office-Based Addiction Treatment Providers (OBAT)	N/A	154	200
Outpatient practitioners billing for ARTS services (ASAM 1)	1,087	5,089	6,184

These providers can serve all Virginians with SUD, not only Medicaid Members!

Visit the DMAS ARTS website for more information:

<https://www.dmas.virginia.gov/for-providers/addiction-and-recovery-treatment-services>

Or email: SUD@dmas.virginia.gov